

The Best Covers Under the Sun™



# BOAT COVERS BIMINI TOPS ACCESSORIES



**CARVER**  
by **COVERCRAFT®**



[www.carvercovers.com](http://www.carvercovers.com)

Vol. 19



## ***You can judge a boat by its cover!®***

At Carver, we don't strive to build the least expensive product. We strive to build a quality product at a very competitive price, backed by excellent customer service.

We don't skimp on the details. We won't sacrifice product quality to save money. It simply is not an option. We continue to use the best materials. We continue to provide only professional stitching and the best assembly methods to build products that will outperform and outlast others.

We are committed to American jobs. Not only do we manufacture all of our boat covers, tops and specialty canvas at our plant in Landrum, South Carolina, but also the majority of our component materials are manufactured domestically. And, with production taking place in our state-of-the-art manufacturing facility, we're able to ensure the quality and promptness of each and every item that carries the Carver name.

We are proud that each and every Carver employee shares our commitment to being the industry leader in boat covers and bimini tops.

**Carver by Covercraft®:**

**We know fit.**

**We know quality.**

**We know service.**

**The Best Covers Under the Sun™**

**888-48-COVER**



@CarverCovers



@CarverIndustries



Carver Covers

# INDEX

2 - 5	BOAT COVERS AND BOAT COVER FABRICS
6 - 7	CUSTOM-FIT BOAT COVERS
8 - 30	STYLED-TO-FIT BOAT COVERS
31	PERSONAL WATERCRAFT COVERS
32 - 40	SPECIALTY BOAT COVERS
41	FLEX-FIT BOAT COVERS
42 - 49	BOAT COVER ACCESSORIES
50 - 53	BIMINI TOPS AND BIMINI TOP FABRICS
54 - 65	ROUND TUBE BIMINI TOPS
66 - 73	SQUARE TUBE BIMINI TOPS
74	SPECIALTY BIMINI TOPS AND UNIVERSAL TOWER BIMINI TOPS
75 - 77	BIMINI TOP ACCESSORIES
78 - 81	DEALER INFORMATION



# CARVER BOAT COVERS

## *All Carver boat covers feature:*

- No raw edges – join seams are folded four-ply.
- Double-stitch construction for added strength and durability.
- Weather resistant anti-wick thread used throughout construction.
- Double reinforced tie-down loops sewn into hem for the purpose of tying the cover down.
- State-of-the-art manufacturing in our facility in South Carolina, using primarily domestically-produced component materials.
- The best warranty in the business based on fabric selection.

## *We make it easy to select the right cover for your boat.*

- Carver boat covers are available in four categories to give the boat owner a balance between perfect fit and perfect price, **Custom-Fit**, **Styled-to-Fit**, **Specialty**, and **Flex-Fit**.
- Each category of boat cover is available in a selection of carefully engineered fabrics to provide choices that are right for the boat owner and best for the boat.
- Our online **Find Your Cover Tool** takes the guesswork out of choosing the right part number for the boat cover or bimini top. Over 30 years of developing patterns for a vast array of boat manufacturers and model years has enabled us to create the most comprehensive database of boat covers ranging from model year 1958 to present. We currently have hundreds of thousands of pattern applications in a variety of fabrics and colors to provide the most extensive selection available anywhere! Visit our website at [www.carvercovers.com](http://www.carvercovers.com) for the most up-to-date database of covers and tops anywhere! And our fit is **guaranteed!**





















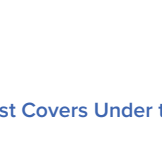

# BOAT COVER FABRICS

At Carver, we use only the highest grade marine fabrics and components available. Years of extensive testing and our never-ending quest for new technology make our fabric offerings the finest available anywhere.

Before making your final selection, please consider these important tips:


Carver offers only breathable fabrics for the well-being of your boat and its interior. Don't be fooled. Waterproof materials do not allow interior moisture to escape which promotes the growth of mold and mildew under the boat cover causing potential damage to your seating, flooring and instrumentation. Carver boat cover fabrics are treated with the latest technologies in water repellency in a range of Superior to Good, to keep your boat healthy and happy.

We also recommend light colors (\*) to best deflect the sun, keeping the interior of your boat as cool as possible. *Additional warranty information for each fabric can be found at [www.carvercovers.com](http://www.carvercovers.com) in the Customer Care menu.*

FABRIC/GRADE	FEATURES	COLORS	
 <p><b>(SUPERIOR)</b></p> <p><u>AVAILABLE IN OUR:</u> Custom Covers Styled-to-Fit Covers Select Specialty Covers PWC Covers</p> <p>We proudly manufacture our covers with solution dyed acrylic marine fabric from Sunbrella®, a registered trademark of Glen Raven Inc.</p>	<p>100% Solution Dyed Marine Acrylic, 9.25 oz. Highly UV and mildew resistant. Excellent resistance to fading and rot. Extremely water repellent. Breathable to help allow interior moisture to escape. Trailerable. Made in USA. (10 Year Warranty).</p> 	 <p>Charcoal No. 1</p>	 <p>Linen* No. 12</p>
		 <p>Jet Black No. 2</p>	 <p>Logo Red No. 20</p>
		 <p>Persian Green No. 3</p>	 <p>Forest Green No. 15</p>
		 <p>Pacific Blue No. 4</p>	 <p>Toast* No. 16</p>
		 <p>Captains Navy No. 5</p>	 <p>Aquamarine No. 17</p>
		 <p>Jockey Red No. 7</p>	 <p>Silver* No. 21</p>
		 <p>Burgundy No. 8</p>	 <p>Ocean Blue No. 28</p>
		 <p>Royal Blue No. 9</p>	 <p>Marine Blue No. 30</p>
		 <p>Cadet Gray* No. 10</p>	 <p>Sunflower No. 35</p>
		<p>Mediterranean Blue No. 18</p>	<p>Natural* No. 40</p>
		<p>Aruba No. 26</p>	<p>Concord No. 24</p>
		<p>Capri No. 25</p>	<p>Orange No. 23</p>

Over 50 additional colors available by special order, surcharge may apply.

# BOAT COVER FABRICS

FABRIC/GRADE	FEATURES	COLORS	
<b>Sun-DURA®</b>  <b>(SUPERIOR)</b>  <u>AVAILABLE IN OUR:</u> Custom Covers Styled-to-Fit Covers Specialty Covers PWC Covers  Sun-DURA® and Performance Poly-Guard® are registered trademarks of Carver by Covercraft Industries, LLC.	100% Solution Dyed Polyester means Sun-DURA® colors are part of the polyester fiber itself, rather than the dye adhering only to the surface of the fibers. 7 oz. marine grade polyester that offers superior resistance to harmful UV rays, fading, mildew, tearing and overall wear-and-tear. Our own unique finish provides exceptional water repellency while maintaining breathability for the health of the boat. Trailerable. Made in USA and imported. (7 Year Warranty).	 Storm Gray No. 1   Black No. 2   Teal No. 3   Red No. 7   Maroon No. 8   Mist Gray* No. 11	 Cobalt Blue No. 14   Green No. 15   Khaki* No. 22   Yellow No. 29   Admiral Navy No. 31



## Performance Poly-Guard®

**(SUPERIOR)**

### STANDARD COLORS




#### AVAILABLE IN OUR:

Custom Covers  
 Styled-to-Fit Covers  
 Specialty Covers  
 PWC Covers

### CAMOUFLAGE PATTERNS

Available in select  
 Styled-to-Fit Fishing  
 Boat Covers.

100% Marine-grade polyester. Highest tear strength available. 8 oz, strong and durable. UV and mildew resistant. Excellent resistance to fading. Extremely water repellent. Breathable to help allow interior moisture to escape. Trailerable. Made in USA. (5 Year Warranty).

	Haze Gray* 10		 Break Up Country BUP
	Beige* 12		 Shadow Grass Blades SG
	White* 40		

Mossy Oak is a trademark used under license from Haas Outdoors, Inc. by Carver by Covercraft Industries, LLC. Official licensed product of Haas Outdoors, Inc., West Point, MS 39773.

## FABRIC/GRADE

## FEATURES

## COLORS

### Double Duck

(EXCELLENT)

AVAILABLE IN OUR:

Custom Covers  
Styled-to-Fit Covers

65% Polyester for Strength 35% Cotton for Softness. 11 oz, tight weave for durability. Double-applied water repellent, UV and mildew resistant finish. Breathable to help allow interior moisture to escape. Trailerable. Made in USA.  
(3 Year Warranty)



Haze Gray\*

POLY-FLEX

(GOOD)

AVAILABLE IN OUR:

Flex-Fit Covers

100% Marine Polyester. Lightweight and strong. Good resistance to tearing. Applied water repellent, UV and mildew resistant finish. Breathable to help allow interior moisture to escape. Made in USA.  
(2 Year Warranty).



Haze Gray\*

BOAT DUCK\*

(GOOD)

AVAILABLE IN OUR:

Styled-to-Fit Covers

100% Cotton Traditional 10 oz Oxford Weave. Applied water repellent, UV and mildew resistant finish. Breathable to help allow interior moisture to escape. Made in USA.  
(1 Year Warranty)


\*Subject to availability



Haze Gray\*

*Learn more about Carver's fabric and color options at [www.carvercovers.com](http://www.carvercovers.com).*

# WE KNOW QUALITY.





# CARVER CUSTOM-FIT BOAT COVERS

### ***Carver Custom-Fit Boat Covers***

For the boat owner who is serious about protecting his investment, Carver Custom-Fit boat covers are made specifically for a make and year-model boat, providing the absolute best, “glove-like” fit. A custom-fit boat cover is excellent for travel\*, mooring and storage. The exceptionally conforming fit is most aerodynamic on the highway and padded reinforcements at key stress points provide extra durability for many years of trouble-free performance.

### ***Our Custom-Fit boat covers feature:***

- Sewn-in pad for use with optional boat cover support pole (when applicable).
- Vinyl reinforcements sewn in at stress points (when applicable).
- Motor covers are provided for outboard models.

Customized separate motor covers are available on some models.

See our Fabrics on pages 3-5 to learn more about materials available for our Custom-Fit boat covers.

\* Trailerable boat covers must be properly installed and tied down. See Boat Cover Accessories on pages 42-48 for important accessories to keep the cover performing its best.

Search our on-line **Find Your Cover Tool** to find the part number for your custom-fit boat cover at [carvercovers.com](http://carvercovers.com).



# CUSTOM-FIT BOAT COVERS



**WE KNOW  
FIT.**





## CARVER STYLED-TO-FIT BOAT COVERS

Styled-to-Fit boat covers are our best selling, most popular category of covers — and for good reason. Value. Our Styled-to-Fit boat covers are designed to accommodate all popular hull styles and boat configurations. For example, a 21-foot V-Hull Runabout boat cover will fit a 21-foot V-Hull Runabout Sea Ray, Bayliner, Four Winns, Stingray, etc. The cover is not “custom” to the specific boat, but a highly fitted cover designed to accommodate the primary characteristics of the boat style.

***Our Styled-to-Fit boat covers are great for travel\*, mooring and storage, and feature:***

- *1/4” strong & durable shock cord encased into hem for a snug fit.*
- *Motor covers are sewn into outboard model boat covers. Some designs come with a separate motor cover.*

\* Trailerable boat covers must be properly installed and tied down. See Boat Cover Accessories on pages 42-48 for important accessories to keep the cover performing its best.

Carver’s Styled-to-Fit Boat Covers are available for many styles of boats. Use the selection charts on the following pages or search online using our **Find Your Cover tool** at [carvercovers.com](http://carvercovers.com).



# STYLED-TO-FIT BOAT COVERS

To find the Styled-to-Fit boat cover that best fits the boat, measure the centerline and beam of the boat. Then find the boat illustration and description that best matches the boat. Carver Styled-to-Fit boat covers are available in four different fabrics and a wide range of colors to suit your specific needs. See pages 3-5 for more about materials. If you can't find it here, check out [www.carvercovers.com](http://www.carvercovers.com) for the latest updates to our Styled-to-Fit boat cover pattern library.

## V-hull runabout boats (including Euro-style) with windshield and hand or bow rails, O/B.

Cover accommodates hand/bow rails:

14'6" to 15'6" boats - up to 4" hand rails

16'6" to 19'6" boats - up to 8" bow rails

20'6" and up - up to 12" bow rail.

CL	BEAM	O/B DESC.	D	P	S	A
14'6"	74"	V-14 O/B	77014D	77014P	77014S	77014A
15'6"	80"	V-15 O/B	77015D	77015P	77015S	77015A
16'6"	86"	V-16 O/B	77016D	77016P	77016S	77016A
17'6"	90"	V-17 O/B	77017D	77017P	77017S	77017A
18'6"	96"	V-18 O/B	77018D	77018P	77018S	77018A
19'6"	96"	V-19 O/B	77019D	77019P	77019S	77019A
20'6"	102"	V-20 O/B	77020D	77020P	77020S	77020A
21'6"	102"	V-21 O/B	77021D	77021P	77021S	77021A
22'6"	102"	V-22 O/B	77022D	77022P	77022S	77022A
23'6"	102"	V-23 O/B	77023D	77023P	77023S	77023A
24'6"	102"	V-24 O/B	77024D	77024P	77024S	77024A
25'6"	102"	V-25 O/B	77025D	77025P	77025S	77025A

Each cover has an attached motor cover.



## V-hull runabout boats (including Euro-style) with windshield and hand or bow rails, I/O.

Cover accommodates hand/bow rails:

14'6" to 15'6" boats - up to 4" hand rail

16'6" to 19'6" boats - up to 8" bow rails

20'6" and up - up to 12" bow rails.

CL	BEAM	I/O DESC.	D	P	S	A
16'6"	86"	V-16 I/O	77116D	77116P	77116S	77116A
17'6"	90"	V-17 I/O	77117D	77117P	77117S	77117A
18'6"	96"	V-18 I/O	77118D	77118P	77118S	77118A
19'6"	96"	V-19 I/O	77119D	77119P	77119S	77119A
20'6"	102"	V-20 I/O	77120D	77120P	77120S	77120A
21'6"	102"	V-21 I/O	77121D	77121P	77121S	77121A
22'6"	102"	V-22 I/O	77122D	77122P	77122S	77122A
23'6"	102"	V-23 I/O	77123D	77123P	77123S	77123A
24'6"	102"	V-24 I/O	77124D	77124P	77124S	77124A
25'6"	102"	V-25 I/O	77125D	77125P	77125S	77125A



Complete the part number by adding the appropriate color code from Boat Cover Fabrics section, Pages 3-5.

Example:

77014D = 11 oz. Haze Gray Double Duck

77014P-12 = Performance Poly-Guard® Beige

**Double Duck**

Order "D"

**Performance Poly-Guard®**

Order "P"

**Sun-DURA®**

Order "S"

**sunbrella®**

Order "A"

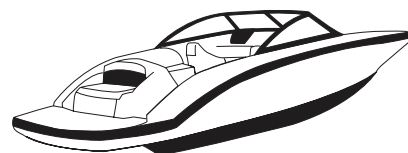
# STYLED-TO-FIT BOAT COVERS

## V-hull runabout boats (including Euro-style) with walk-thru transom, windshield and hand or bow rails, I/O.

Cover accommodates hand/bow rails:

Boats 18'6" and up - up to 8" hand rails

CL	BEAM	I/O DESC.	D	P	S	A
18'6"	96"	VWT-18	78118D	78118P	78118S	78118A
19'6"	96"	VWT-19	78119D	78119P	78119S	78119A
20'6"	102"	VWT-20	78120D	78120P	78120S	78120A
21'6"	102"	VWT-21	78121D	78121P	78121S	78121A
22'6"	102"	VWT-22	78122D	78122P	78122S	78122A
23'6"	102"	VWT-23	78123D	78123P	78123S	78123A
24'6"	102"	VWT-24	78124D	78124P	78124S	78124A
25'6"	102"	VWT-25	78125D	78125P	78125S	78125A



## V-hull, low profile cuddy cabin boats with windshield and bow rails, I/O.

Cover accommodates bow rails:

18'6" to 20'6" boats - up to 12" bow rails

Boats 21'6" and up - up to 24" bow rails

CL	BEAM	I/O DESC.	D	P	S	A
18'6"	96"	LPC-18	77718D	77718P	77718S	77718A
19'6"	96"	LPC-19	77719D	77719P	77719S	77719A
20'6"	102"	LPC-20	77720D	77720P	77720S	77720A
21'6"	102"	LPC-21	77721D	77721P	77721S	77721A
22'6"	102"	LPC-22	77722D	77722P	77722S	77722A
23'6"	102"	LPC-23	77723D	77723P	77723S	77723A
24'6"	102"	LPC-24	77724D	77724P	77724S	77724A
25'6"	102"	LPC-25	77725D	77725P	77725S	77725A



## High profile cabin cruisers with windshield and bow rails, I/O.

CL	BEAM	I/O DESC.	D	P	S	A
20'6"	102"	HPC-20	76220D	76220P	76220S	76220A
21'6"	102"	HPC-21	76221D	76221P	76221S	76221A
22'6"	102"	HPC-22	76222D	76222P	76222S	76222A
23'6"	102"	HPC-23	76223D	76223P	76223S	76223A
24'6"	102"	HPC-24	76224D	76224P	76224S	76224A
25'6"	102"	HPC-25	76225D	76225P	76225S	76225A
26'6"	102"	HPC-26	76226D	76226P	76226S	76226A
27'6"	102"	HPC-27	76227D	76227P	76227S	76227A



Note: If boat is equipped with a bow pulpit, add length of the bow pulpit to the centerline of boat to determine the correct size cover.

More sizes available at [www.carvercovers.com](http://www.carvercovers.com).



# STYLED-TO-FIT BOAT COVERS



# STYLED-TO-FIT BOAT COVERS

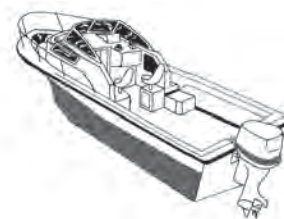
## Walk around cuddy cabin boats, O/B.

Cover accommodates bow rails up to 28".

CL	BEAM	O/B DESC.	D	P	S	A
20'6"	102"	WAC-20	73020D	73020P	73020S	73020A
21'6"	102"	WAC-21	73021D	73021P	73021S	73021A
22'6"	102"	WAC-22	73022D	73022P	73022S	73022A
23'6"	102"	WAC-23	73023D	73023P	73023S	73023A
24'6"	102"	WAC-24	73024D	73024P	73024S	73024A
25'6"	102"	WAC-25	73025D	73025P	73025S	73025A
26'6"	102"	WAC-26	73026D	73026P	73026S	73026A
27'6"	102"	WAC-27	73027D	73027P	73027S	73027A

Note: If boat is equipped with a bow pulpit, add length of the bow pulpit to the centerline of boat to determine the correct size cover.

Each cover has an attached motor cover.

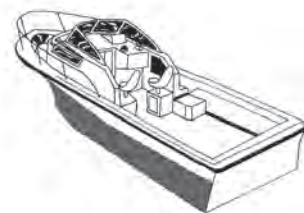


## Walk around cuddy cabin boats, I/O.

Cover accommodates bow rails up to 28".

CL	BEAM	I/O DESC.	D	P	S	A
20'6"	102"	WAC-20	73120D	73120P	73120S	73120A
21'6"	102"	WAC-21	73121D	73121P	73121S	73121A
22'6"	102"	WAC-22	73122D	73122P	73122S	73122A
23'6"	102"	WAC-23	73123D	73123P	73123S	73123A
24'6"	102"	WAC-24	73124D	73124P	73124S	73124A
25'6"	102"	WAC-25	73125D	73125P	73125S	73125A
26'6"	102"	WAC-26	73126D	73126P	73126S	73126A
27'6"	102"	WAC-27	73127D	73127P	73127S	73127A

Note: If boat is equipped with a bow pulpit, add length of the bow pulpit to the centerline of boat to determine the correct size cover.

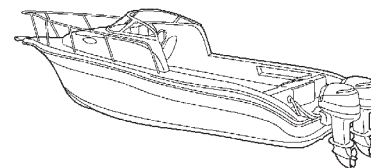


## Walk around cuddy cabin boats with twin engines, O/B.

Cover accommodates bow rails up to 28".

CL	BEAM	O/B DESC.	D	P	S
20'6"	102"	WACTE-20	73020TED	73020TEP	73020TES
21'6"	102"	WACTE-21	73021TED	73021TEP	73021TES
22'6"	102"	WACTE-22	73022TED	73022TEP	73022TES
23'6"	102"	WACTE-23	73023TED	73023TEP	73023TES
24'6"	102"	WACTE-24	73024TED	73024TEP	73024TES
25'6"	102"	WACTE-25	73025TED	73025TEP	73025TES
26'6"	102"	WACTE-26	73026TED	73026TEP	73026TES
27'6"	102"	WACTE-27	73027TED	73027TEP	73027TES
28'6"	102"	WACTE-8	73028TED	73028TEP	73028TES

Note: If boat is equipped with a bow pulpit, add length of the bow pulpit to the centerline of boat to determine the correct size cover.



Each cover has an attached motor cover.

More sizes available at [www.carvercovers.com](http://www.carvercovers.com).



# STYLED-TO-FIT BOAT COVERS

## V-hull center console fishing boats with high bow rails, O/B.

Narrow series cover (NCCF) accommodates console height up to 50" from deck.

Standard cover (CCF) accommodates console height up to 54" from deck.

Narrow Series (NCCF) cover accommodates bow rails up to 6".

Standard Series (CCF) cover accommodates bow rails:

17'6" boats - up to 16" bow rails

18'6" to 25'6" boats - up to 18" bow rails

CL	BEAM	O/B DESC.	D	P	S	A
15'6"	85"	NCCF-15	70215D	70215P	70215S	70215A
16'6"	85"	NCCF-16	70216D	70216P	70216S	70216A
17'6"	85"	NCCF-17	70217D	70217P	70217S	70217A
17'6"	92"	CCF-17	70017D	70017P	70017S	70017A
18'6"	96"	CCF-18	70018D	70018P	70018S	70018A
19'6"	96"	CCF-19	70019D	70019P	70019S	70019A
20'6"	102"	CCF-20	70020D	70020P	70020S	70020A
21'6"	102"	CCF-21	70021D	70021P	70021S	70021A
22'6"	102"	CCF-22	70022D	70022P	70022S	70022A
23'6"	102"	CCF-23	70023D	70023P	70023S	70023A
24'6"	102"	CCF-24	70024D	70024P	70024S	70024A
25'6"	102"	CCF-25	70025D	70025P	70025S	70025A

Each cover has an attached motor cover.

## V-Hull center console fishing boats with high bow rails and twin engines, O/B.

Cover console height up to 50" from deck.

Cover accommodates bow rails up to 18".

CL	BEAM	O/B DESC.	D	P	S
20'6"	102"	CCFTE-20	70020TED	70020TEP	70020TES
21'6"	102"	CCFTE-21	70021TED	70021TEP	70021TES
22'6"	102"	CCFTE-22	70022TED	70022TEP	70022TES
23'6"	102"	CCFTE-23	70023TED	70023TEP	70023TES
24'6"	102"	CCFTE-24	70024TED	70024TEP	70024TES
25'6"	102"	CCFTE-25	70025TED	70025TEP	70025TES
26'6"	102"	CCFTE-26	70026TED	70026TEP	70026TES
27'6"	102"	CCFTE-27	70027TED	70027TEP	70027TES
28'6"	102"	CCFTE-28	70028TED	70028TEP	70028TES

Note: If boat is equipped with a bow pulpit, add length of the bow pulpit to the centerline of boat to determine the correct size cover.

Each cover has an attached motor cover.

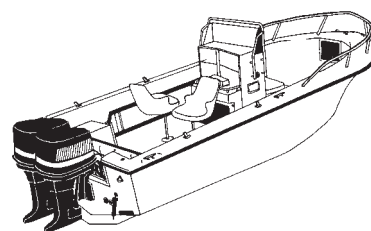
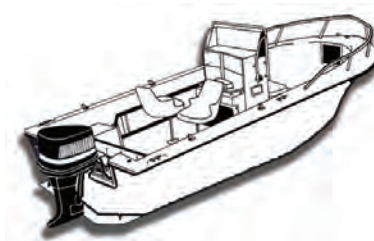
## Rounded bow Whaler-style center console fishing boats with high bow rails, O/B.

Cover accommodates console height up to 50" from deck.

Cover accommodates bow rails up to 18".

CL	BEAM	O/B DESC.	D	P	S	A
18'6"	96"	WCCF-18	79918D	79918P	79918S	79918A
19'6"	96"	WCCF-19	79919D	79919P	79919S	79919A
20'6"	102"	WCCF-20	79920D	79920P	79920S	79920A
21'6"	102"	WCCF-21	79921D	79921P	79921S	79921A
22'6"	102"	WCCF-22	79922D	79922P	79922S	79922A
23'6"	102"	WCCF-23	79923D	79923P	79923S	79923A

Each cover has an attached motor cover.



# STYLED-TO-FIT BOAT COVERS

## V-hull center console shallow draft fishing boats, O/B.

Coverage is provided for bow mounted trolling motors.  
Cover accommodates console height up to 60" from deck.

CL	BEAM	O/B DESC.	D	P	S	A
16'6"	90"	SKIFF-16	71216D	71216P	71216S	71216A
17'6"	90"	SKIFF-17	71217D	71217P	71217S	71217A
18'6"	102"	SKIFF-18	71218D	71218P	71218S	71218A
19'6"	102"	SKIFF-19	71219D	71219P	71219S	71219A
20'6"	102"	SKIFF-20	71220D	71220P	71220S	71220A
21'6"	102"	SKIFF-21	71221D	71221P	71221S	71221A
22'6"	102"	SKIFF-22	71222D	71222P	71222S	71222A

Each cover has an attached motor cover.




## V-hull center console shallow draft fishing boats

**Narrow Series, O/B.** Coverage is provided for bow mounted trolling motors. Cover accommodates console height up to 55" from deck.

CL	BEAM	O/B DESC.	D	P	S	A
18'6"	92"	NSKIFF-18	71218ND	71218NP	71218NS	71218NA
19'6"	92"	NSKIFF-19	71219ND	71219NP	71219NS	71219NA
20'6"	92"	NSKIFF-20	71220ND	71220NP	71220NS	71220NA
21'6"	92"	NSKIFF-21	71221ND	71221NP	71221NS	71221NA
22'6"	92"	NSKIFF-22	71222ND	71222NP	71222NS	71222NA
23'6"	92"	NSKIFF-23	71223ND	71223NP	71223NS	71223NA
24'6"	92"	NSKIFF-24	71224ND	71224NP	71224NS	71224NA
25'6"	92"	NSKIFF-25	71225ND	71225NP	71225NS	71225NA
26'6"	92"	NSKIFF-26	71226ND	71226NP	71226NS	71226NA

Each cover has an attached motor cover.

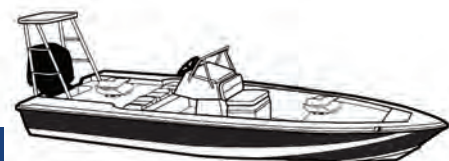


## V-hull center console shallow draft fishing boats with poling platform, O/B.

Coverage is provided for bow mounted trolling motor and aft poling platform up to 45" High, 41" wide and 39" deep. Cover accommodates console height up to 37" from deck.

CL	BEAM	O/B DESC.	D	P	S	A
16'6"	96"	SKIFFWPP-16	71316D	71316P	71316S	71316A
17'6"	96"	SKIFFWPP-17	71317D	71317P	71317S	71317A
18'6"	96"	SKIFFWPP-18	71318D	71318P	71318S	71318A
19'6"	96"	SKIFFWPP-19	71319D	71319P	71319S	71319A
20'6"	96"	SKIFFWPP-20	71320D	71320P	71320S	71320A

Each cover accommodates poling platform and motor.



Complete your part number by adding the appropriate color code from Boat Cover Fabrics section, Pages 3-5.

Example:

71216D = 11 oz. Haze Gray Double Duck

71216P-12 = Performance Poly-Guard® Beige

**Double Duck**

Order "D"

**Performance Poly-Guard®**

Order "P"

**Sun-DURA®**

Order "S"

**sunbrella®**

Order "A"



# STYLED-TO-FIT BOAT COVERS

## V-hull center console shallow draft fishing boats with poling platform. Narrow Series, O/B.

Coverage is provided for bow mounted trolling motor and aft poling platform up to 45" High, 41" wide and 39" deep. Cover accommodates console height up to 30" from deck. For extra narrow (EN) covers, the cover accommodates console height up to 25" from deck.

CL	BEAM	O/B DESC.	D	P	S	A
15'6"	85"	NSKIFFWPP-15	71315ND	71315NP	71315NS	71315NA
16'6"	72"	ENSKIFFWPP-16	71316END	71316ENP	71316ENS	71316ENA
16'6"	85"	NSKIFFWPP-16	71316ND	71316NP	71316NS	71316NA
17'6"	85"	NSKIFFWPP-17	71317ND	71317NP	71317NS	71317NA
18'6"	85"	NSKIFFWPP-18	71318ND	71318NP	71318NS	71318NA
19'6"	85"	NSKIFFWPP-19	71319ND	71319NP	71319NS	71319NA
20'6"	85"	NSKIFFWPP-20	71320ND	71320NP	71320NS	71320NA
21'6"	85"	NSKIFFWPP-21	71321ND	71321NP	71321NS	71321NA
22'6"	85"	NSKIFFWPP-22	71322ND	71322NP	71322NS	71322NA

Each cover accommodates poling platform and motor.



## Center console bay style fishing boats with shallow draft hull, O/B.

Cover accommodates up to 56" center console height.

Cover accommodates up to 8" bow rails.

CL	BEAM	O/B DESC.	D	P	S	A
16'6"	90"	CCB-16	71016D	71016P	71016S	71016A
17'6"	90"	CCB-17	71017D	71017P	71017S	71017A
18'6"	94"	CCB-18	71018D	71018P	71018S	71018A
19'6"	96"	CCB-19	71019D	71019P	71019S	71019A
20'6"	96"	CCB-20	71020D	71020P	71020S	71020A
21'6"	96"	CCB-21	71021D	71021P	71021S	71021A

Each cover has an attached motor cover.



## Narrow center console bay style fishing boats with shallow draft hull, O/B.

Cover accommodates up to 56" center console height.

Cover accommodates up to 8" bow rails.

CL	BEAM	O/B DESC.	D	P	S	A
13'6"	67"	NCCB-13	71013ND	71013NP	71013NS	71013NA
14'6"	67"	NCCB-14	71014ND	71014NP	71014NS	71014NA
15'6"	67"	NCCB-15	71015ND	71015NP	71015NS	71015NA
16'6"	67"	NCCB-16	71016ND	71016NP	71016NS	71016NA
17'6"	77"	NCCB-17	71017ND	71017NP	71017NS	71017NA
18'6"	77"	NCCB-18	71018ND	71018NP	71018NS	71018NA
19'6"	77"	NCCB-19	71019ND	71019NP	71019NS	71019NA

Each cover has an attached motor cover.



More sizes available at [www.carvercovers.com](http://www.carvercovers.com).

# STYLED-TO-FIT BOAT COVERS

## Center console blunt nose/rounded bow bay style fishing boat with shallow draft hull and poling platform, O/B.

Coverage is provided for bow mounted trolling motor and aft poling platform up to 45" high, 45" wide and 39" deep. Cover accommodates console height up to 37" from deck.

CL	BEAM	O/B DESC.	D	P	S	A
15'6"	80"	NBLNTWPP-15	81615ND	81615NP	81615NS	81615NA
16'6"	80"	NBLNTWPP-16	81616ND	81616NP	81616NS	81616NA
17'6"	85"	NBLNTWPP-17	81617ND	81617NP	81617NS	81617NA
18'6"	85"	NBLNTWPP-18	81618ND	81618NP	81618NS	81618NA
19'6"	85"	NBLNTWPP-19	81619ND	81619NP	81619NS	81619NA
20'6"	85"	NBLNTWPP-20	81620ND	81620NP	81620NS	81620NA
21'6"	85"	NBLNTWPP-21	81621ND	81621NP	81621NS	81621NA



## Performance Style Boats, I/O.

CL	BEAM	I/O DESC.	D	P	S	A
20'6"	102"	PB-20	74320D	74320P	74320S	74320A
21'6"	102"	PB-21	74321D	74321P	74321S	74321A
22'6"	102"	PB-22	74322D	74322P	74322S	74322A
23'6"	102"	PB-23	74323D	74323P	74323S	74323A
24'6"	102"	PB-24	74324D	74324P	74324S	74324A
25'6"	102"	PB-25	74325D	74325P	74325S	74325A
26'6"	102"	PB-26	74326D	74326P	74326S	74326A
27'6"	102"	PB-27	74327D	74327P	74327S	74327A
28'6"	102"	PB-28	74328D	74328P	74328S	74328A
29'6"	102"	PB-29	74329D	74329P	74329S	74329A
30'6"	102"	PB-30	74330D	74330P	74330S	74330A
31'6"	102"	PB-31	74331D	74331P	74331S	74331A
32'6"	102"	PB-32	74332D	74332P	74332S	74332A
33'6"	102"	PB-33	74333D	74333P	74333S	74333A
34'6"	102"	PB-34	74334D	74334P	74334S	74334A
35'6"	102"	PB-35	74335D	74335P	74335S	74335A
36'6"	102"	PB-36	74336D	74336P	74336S	74336A
37'6"	102"	PB-37	74337D	74337P	74337S	74337A
38'6"	102"	PB-38	74338D	74338P	74338S	74338A



## Day Cruiser Boats, I/O.

Cover accommodates up to 10" bow rails.

CL	BEAM	I/O DESC.	D	P	S	A
19'6"	96"	DC-19	74419D	74419P	74419S	74419A
20'6"	96"	DC-20	74420D	74420P	74420S	74420A
21'6"	96"	DC-21	74421D	74421P	74421S	74421A
22'6"	96"	DC-22	74422D	74422P	74422S	74422A
23'6"	96"	DC-23	74423D	74423P	74423S	74423A
24'6"	96"	DC-24	74424D	74424P	74424S	74424A
25'6"	96"	DC-25	74425D	74425P	74425S	74425A
26'6"	96"	DC-26	74426D	74426P	74426S	74426A



More sizes available at [www.carvercovers.com](http://www.carvercovers.com).

# STYLED-TO-FIT BOAT COVERS

## Ski boats with low profile windshield, O/B.

CL	BEAM	O/B DESC.	D	P	S	A
16'6"	86"	LPS-16	74016D	74016P	74016S	74016A
17'6"	86"	LPS-17	74017D	74017P	74017S	74017A
18'6"	88"	LPS-18	74018D	74018P	74018S	74018A
19'6"	94"	LPS-19	74019D	74019P	74019S	74019A
20'6"	96"	LPS-20	74020D	74020P	74020S	74020A
21'6"	96"	LPS-21	74021D	74021P	74021S	74021A



Each cover has an attached motor cover.

## Ski boats with low profile windshield, I/O.

CL	BEAM	I/O DESC.	D	P	S	A
16'6"	86"	LPS-16	74116D	74116P	74116S	74116A
17'6"	86"	LPS-17	74117D	74117P	74117S	74117A
18'6"	88"	LPS-18	74118D	74118P	74118S	74118A
19'6"	94"	LPS-19	74119D	74119P	74119S	74119A
20'6"	96"	LPS-20	74120D	74120P	74120S	74120A
21'6"	96"	LPS-21	74121D	74121P	74121S	74121A



**Tournament Ski Boats, I/O.** Cover accommodates ski pylon up to 6" high. Coverage not provided for swim platform.

CL	BEAM	I/O DESC.	D	P	S	A
16'6"	76"	NTS-16	74097ND	74097NP	74097NS	74097NA
17'6"	84"	TS-17	74098D	74098P	74098S	74098A
18'6"	84"	TS-18	74099D	74099P	74099S	74099A
19'6"	86"	TS-19	74100D	74100P	74100S	74100A
20'6"	90"	TS-20	74101D	74101P	74101S	74101A
21'6"	96"	TS-21	74102D	74102P	74102S	74102A
22'6"	96"	TS-22	74103D	74103P	74103S	74103A
23'6"	96"	TS-23	74104D	74104P	74104S	74104A



We now offer universal swim platform covers - see page 48.

## Jet Boats, I/O.

CL	BEAM	I/O DESC.	D	P	S	A
13'6"	85"	JB-13	74313D	74313P	74313S	74313A
14'6"	85"	JB-14	74314D	74314P	74314S	74314A
15'6"	85"	JB-15	74315D	74315P	74315S	74315A
16'6"	85"	JB-16	74316D	74316P	74316S	74316A
18'6"	92"	JB-18	74318D	74318P	74318S	74318A



Complete your part number by adding the appropriate color code from Boat Cover Fabrics section, Pages 3-5.

Example:

74116D = 11 oz. Haze Gray Double Duck

74116P-12 = Performance Poly-Guard® Beige

**Double Duck**  
Order "D"

**Performance Poly-Guard®**  
Order "P"

**Sun-DURA®**  
Order "S"

**sunbrella®**  
Order "A"


# STYLED-TO-FIT BOAT COVERS

## Fish & Ski style boats with walk thru windshield, O/B.

Coverage is provided for trolling motor and depth finder.

CL	BEAM	O/B DESC.	D	P	S	A.
16'6"	86"	FS-16	77316D	77316P	77316S	77316A
17'6"	90"	FS-17	77317D	77317P	77317S	77317A
18'6"	92"	FS-18	77318D	77318P	77318S	77318A
19'6"	94"	FS-19	77319D	77319P	77319S	77319A
20'6"	96"	FS-20	77320D	77320P	77320S	77320A
21'6"	96"	FS-21	77321D	77321P	77321S	77321A

Each cover has an attached motor cover.



## Tri-hull runabout boats with windshield and hand or bow rails, O/B.


Cover accommodates hand/bow rails:

15'6" boats - up to 4" rails

16'6" to 20'6" boats - up to 10" rails

CL	BEAM	O/B DESC.	D	P	S	A
15'6"	75"	TRI-15	72015D	72015P	72015S	72015A
16'6"	80"	TRI-16	72016D	72016P	72016S	72016A
17'6"	84"	TRI-17	72017D	72017P	72017S	72017A
18'6"	90"	TRI-18	72018D	72018P	72018S	72018A
19'6"	92"	TRI-19	72019D	72019P	72019S	72019A
20'6"	96"	TRI-20	72020D	72020P	72020S	72020A

Each cover has an attached motor cover.



## Tri-hull runabout boats with windshield and hand or bow rails, I/O.

Cover accommodates hand/bow rails:

16'6" to 20'6" boats - up to 10" rails

CL	BEAM	I/O DESC.	D	P	S	A
16'6"	80"	TRI-16	72116D	72116P	72116S	72116A
17'6"	84"	TRI-17	72117D	72117P	72117S	72117A
18'6"	90"	TRI-18	72118D	72118P	72118S	72118A
19'6"	92"	TRI-19	72119D	72119P	72119S	72119A
20'6"	96"	TRI-20	72120D	72120P	72120S	72120A



**Wide Bass Boats, O/B.** Coverage is provided for trolling motor, depth finders, and pedestal seats (with seats on pedestals and backs of seats folded down). Cover accommodates windscreen up to 12".

CL	BEAM	O/B DESC.	D	P	S	A
15'6"	80"	WB-15	77215D	77215P	77215S	77215A
16'6"	84"	WB-16	77216D	77216P	77216S	77216A
17'6"	90"	WB-17	77217D	77217P	77217S	77217A
18'6"	96"	WB-18	77218D	77218P	77218S	77218A
19'6"	96"	WB-19	77219D	77219P	77219S	77219A
20'6"	96"	WB-20	77220D	77220P	77220S	77220A
21'6"	96"	WB-21	77221D	77221P	77221S	77221A

Each cover has an attached motor cover.

**Note:** If boat is equipped with a jack plate, add length of jack plate to the centerline of boat to determine the correct size cover.





# STYLED-TO-FIT BOAT COVERS

**Angled Transom Bass Boats, O/B.** Coverage is provided for trolling motor, depth finders, and pedestal seats (with seats on pedestals and backs of seats folded down).

CL	BEAM	O/B DESC.	D	P	S	A
15'6"	91"	ATB-15	77915D	77915P	77915S	77915A
16'6"	91"	ATB-16	77916D	77916P	77916S	77916A
17'6"	91"	ATB-17	77917D	77917P	77917S	77917A
18'6"	96"	ATB-18	77918D	77918P	77918S	77918A
19'6"	96"	ATB-19	77919D	77919P	77919S	77919A
20'6"	96"	ATB-20	77920D	77920P	77920S	77920A
21'6"	96"	ATB-21	77921D	77921P	77921S	77921A

Note: If boat is equipped with a jack plate, add length of jack plate to the centerline of boat to determine the correct size cover.


Each cover has an attached motor cover.



## V-hull fishing boats. Wide Series, O/B.


CL	BEAM	O/B DESC.	D	P	S	A
12'6"	70"	VHF-12	71112D	71112P	71112S	71112A
13'6"	72"	VHF-13	71113D	71113P	71113S	71113A
14'6"	72"	VHF-14	71114D	71114P	71114S	71114A
15'6"	74"	VHF-15	71115D	71115P	71115S	71115A
16'6"	76"	VHF-16	71116D	71116P	71116S	71116A
17'6"	85"	VHF-17	71117D	71117P	71117S	71117A
18'6"	85"	VHF-18	71118D	71118P	71118S	71118A

Each cover has an attached motor cover.



## V-hull fishing boats. Wide Series, No motor.


CL	BEAM	DESC.	D	P	S	A
12'6"	70"	WVHFO-12	70112D	70112P	70112S	70112A
13'6"	72"	WVHFO-13	70113D	70113P	70113S	70113A
14'6"	72"	WVHFO-14	70114D	70114P	70114S	70114A
15'6"	74"	WVHFO-15	70115D	70115P	70115S	70115A
16'6"	76"	WVHFO-16	70116D	70116P	70116S	70116A
17'6"	85"	WVHFO-17	70117D	70117P	70117S	70117A
18'6"	85"	WVHFO-18	70118D	70118P	70118S	70118A



## V-hull fishing boats. Extra Wide Series, O/B.

CL	BEAM	O/B DESC.	D	P	S	A
15'6"	80"	VHFEX-15	71115EXD	71115EXP	71115EXS	71115EXA
16'6"	80"	VHFEX-16	71116EXD	71116EXP	71116EXS	71116EXA
19'6"	100"	VHFEX-19	71119EXD	71119EXP	71119EXS	71119EXA
20'6"	100"	VHFEX-20	71120EXD	71120EXP	71120EXS	71120EXA
21'6"	100"	VHFEX-21	71121EXD	71121EXP	71121EXS	71121EXA
22'6"	100"	VHFEX-22	71122EXD	71122EXP	71122EXS	71122EXA
23'6"	100"	VHFEX-23	71123EXD	71123EXP	71123EXS	71123EXA
24'6"	100"	VHFEX-24	71124EXD	71124EXP	71124EXS	71124EXA

Each cover has an attached motor cover.

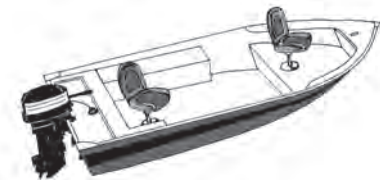


# STYLED-TO-FIT BOAT COVERS

## V-hull fishing boats. Narrow Series, O/B.


CL	BEAM	O/B DESC.	D	P	S	A
12'6"	60"	NVHFC-12	70122D	70122P	70122S	70122A
13'6"	64"	NVHFC-13	70123D	70123P	70123S	70123A
14'6"	68"	NVHFC-14	70124D	70124P	70124S	70124A
15'6"	72"	NVHFC-15	70125D	70125P	70125S	70125A
16'6"	72"	NVHFC-16	70126D	70126P	70126S	70126A
17'6"	75"	NVHFC-17	70127D	70127P	70127S	70127A

Each cover has an attached motor cover.



## V-hull fishing boats. Narrow Series, No motor.

CL	BEAM	DESC.	D	P	S	A
12'6"	60"	NVHFO-12	70N22D	70N22P	70N22S	70N22A
13'6"	64"	NVHFO-13	70N23D	70N23P	70N23S	70N23A
14'6"	68"	NVHFO-14	70N24D	70N24P	70N24S	70N24A
15'6"	72"	NVHFO-15	70N25D	70N25P	70N25S	70N25A
16'6"	72"	NVHFO-16	70N26D	70N26P	70N26S	70N26A
17'6"	75"	NVHFO-17	70N27D	70N27P	70N27S	70N27A



## V-hull fishing boats with side consoles, O/B.

Coverage is provided for bow mounted trolling motor and side console with windscreen. Cover accommodates console height up to 14".

CL	BEAM	O/B DESC.	D	P	S	A
14'6"	74"	VHFSC-14	72214D	72214P	72214S	72214A
15'6"	76"	VHFSC-15	72215D	72215P	72215S	72215A
16'6"	92"	VHFSC-16	72216D	72216P	72216S	72216A
17'6"	92"	VHFSC-17	72217D	72217P	72217S	72217A
18'6"	92"	VHFSC-18	72218D	72218P	72218S	72218A

Each cover has an attached motor cover.



## V-hull fishing boats with side consoles.

**Narrow Series, O/B.** Coverage is provided for bow mounted trolling motor and side console with windscreen. Cover accommodates console height up to 14".

CL	BEAM	O/B DESC.	D	P	S	A
16'6"	78"	NVHFSC-16	72216ND	72216NP	72216NS	72216NA
17'6"	78"	NVHFSC-17	72217ND	72217NP	72217NS	72217NA
18'6"	78"	NVHFSC-18	72218ND	72218NP	72218NS	72218NA

Each cover has an attached motor cover.



Complete your part number by adding the appropriate color code from Boat Cover Fabrics section, Pages 3-5.

Example:

70122D = 11 oz. Haze Gray Double Duck

70122P-12 = Performance Poly-Guard® Beige

**Double Duck**

Order "D"

**Performance Poly-Guard®**

Order "P"

**Sun-DURA®**

Order "S"

**sunbrella®**


Order "A"

# STYLED-TO-FIT BOAT COVERS

**Aluminum V-hull fishing boats with walk-thru windshield. Wide Series, O/B.** Coverage is provided for bow mounted trolling motor. Cover accommodates windshield height up to 24".

CL	BEAM	O/B DESC.	D	P	S	A
16'6"	100"	VHFWS-16	72316D	72316P	72316S	72316A
17'6"	100"	VHFWS-17	72317D	72317P	72317S	72317A
18'6"	100"	VHFWS-18	72318D	72318P	72318S	72318A
19'6"	100"	VHFWS-19	72319D	72319P	72319S	72319A
20'6"	100"	VHFWS-20	72320D	72320P	72320S	72320A
21'6"	100"	VHFWS-21	72321D	72321P	72321S	72321A

Each cover has an attached motor cover.



**Aluminum V-hull fishing boats with walk-thru windshield. Wide Series, I/O.** Coverage is provided for bow mounted trolling motor. Cover accommodates windshield height up to 24".


CL	BEAM	I/O DESC.	D	P	S	A
16'6"	100"	VHFWS-16	72416D	72416P	72416S	72416A
17'6"	100"	VHFWS-17	72417D	72417P	72417S	72417A
18'6"	100"	VHFWS-18	72418D	72418P	72418S	72418A
19'6"	100"	VHFWS-19	72419D	72419P	72419S	72419A
20'6"	100"	VHFWS-20	72420D	72420P	72420S	72420A
21'6"	100"	VHFWS-21	72421D	72421P	72421S	72421A



**Aluminum V-hull fishing boats with walk-thru windshield. Narrow Series, O/B.** Coverage is provided for bow mounted trolling motor. Cover accommodates windshield height up to 24".

CL	BEAM	O/B DESC.	D	P	S	A
16'6"	90"	NVHFWS-16	72N16D	72N16P	72N16S	72N16A
17'6"	90"	NVHFWS-17	72N17D	72N17P	72N17S	72N17A
18'6"	90"	NVHFWS-18	72N18D	72N18P	72N18S	72N18A
19'6"	90"	NVHFWS-19	72N19D	72N19P	72N19S	72N19A

Each cover has an attached motor cover.



**Aluminum V-hull fishing boats with walk-thru windshield. Narrow Series, I/O.** Coverage is provided for bow mounted trolling motor. Cover accommodates windshield height up to 24".

CL	BEAM	I/O DESC.	D	P	S	A
16'6"	90"	NVHFWS-16	7N416D	7N416P	7N416S	7N416A
17'6"	90"	NVHFWS-17	7N417D	7N417P	7N417S	7N417A
18'6"	90"	NVHFWS-18	7N418D	7N418P	7N418S	7N418A
19'6"	90"	NVHFWS-19	7N419D	7N419P	7N419S	7N419A



More sizes available at [www.carvercovers.com](http://www.carvercovers.com).

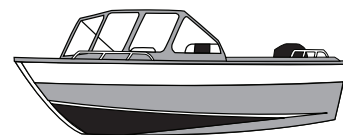


# STYLED-TO-FIT BOAT COVERS

## Aluminum Fishing boats with high windshield mounted forward, O/B. Cover accommodates windshield height up to 22".

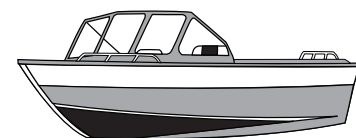
CL	BEAM	O/B DESC.	D	P	S	A
15'6"	88"	AFB-15	79015D	79015P	79015S	79015A
16'6"	88"	AFB-16	79016D	79016P	79016S	79016A
17'6"	88"	AFB-17	79017D	79017P	79017S	79017A
18'6"	90"	AFB-18	79018D	79018P	79018S	79018A
19'6"	92"	AFB-19	79019D	79019P	79019S	79019A
20'6"	96"	AFB-20	79020D	79020P	79020S	79020A
21'6"	96"	AFB-21	79021D	79021P	79021S	79021A
22'6"	96"	AFB-22	79022D	79022P	79022S	79022A

Each cover has an attached motor cover.



## Aluminum Fishing boats with high windshield mounted forward, I/O. Cover accommodates windshield height up to 22".

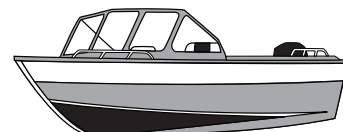
CL	BEAM	I/O DESC.	D	P	S	A
15'6"	88"	AFB-15	79115D	79115P	79115S	79115A
16'6"	88"	AFB-16	79116D	79116P	79116S	79116A
17'6"	88"	AFB-17	79117D	79117P	79117S	79117A
18'6"	90"	AFB-18	79118D	79118P	79118S	79118A
19'6"	92"	AFB-19	79119D	79119P	79119S	79119A
20'6"	96"	AFB-20	79120D	79120P	79120S	79120A
21'6"	96"	AFB-21	79121D	79121P	79121S	79121A
22'6"	96"	AFB-22	79122D	79122P	79122S	79122A



## Aluminum Fishing boats with high windshield mounted forward. Extra Wide Series, O/B. Cover accommodates windshield height up to 22".

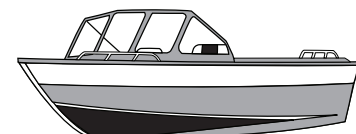
CL	BEAM	O/B DESC.	D	P	S	A
18'6"	96"	AFBXW-18	79018XD	79018XP	79018XS	79018XA
19'6"	96"	AFBXW-19	79019XD	79019XP	79019XS	79019XA
20'6"	102"	AFBXW-20	79020XD	79020XP	79020XS	79020XA
21'6"	102"	AFBXW-21	79021XD	79021XP	79021XS	79021XA
22'6"	102"	AFBXW-22	79022XD	79022XP	79022XS	79022XA
23'6"	102"	AFBXW-23	79023XD	79023XP	79023XS	79023XA

Each cover has an attached motor cover.



## Aluminum Fishing boats with high windshield mounted forward. Extra Wide Series, I/O. Cover accommodates windshield height up to 22".

CL	BEAM	I/O DESC.	D	P	S	A
18'6"	96"	AFBXW-18	79118XD	79118XP	79118XS	79118XA
19'6"	96"	AFBXW-19	79119XD	79119XP	79119XS	79119XA
20'6"	102"	AFBXW-20	79120XD	79120XP	79120XS	79120XA
21'6"	102"	AFBXW-21	79121XD	79121XP	79121XS	79121XA
22'6"	102"	AFBXW-22	79122XD	79122XP	79122XS	79122XA
23'6"	102"	AFBXW-23	79123XD	79123XP	79123XS	79123XA



More sizes available at [www.carvercovers.com](http://www.carvercovers.com).

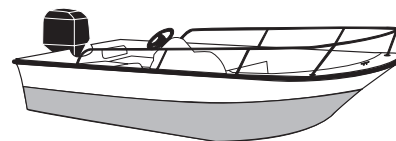
# STYLED-TO-FIT BOAT COVERS

## Whaler Style boats with bow rails and side rails, O/B.

Cover accommodates bow rails up to 12" and will fit boats with a side console or center console.

CL	BEAM	O/B DESC.	D	P	S	A
13'6"	70"	WSB-13	71613D	71613P	71613S	71613A
14'6"	70"	WSB-14	71614D	71614P	71614S	71614A
15'6"	78"	WSB-15	71615D	71615P	71615S	71615A
16'6"	78"	WSB-16	71616D	71616P	71616S	71616A
17'6"	78"	WSB-17	71617D	71617P	71617S	71617A

Each cover has an attached motor cover.



## Whaler Style boats with side rails only, O/B.

Cover accommodates side rails and small side consoles or center consoles without windscreen and/or grab rails.

CL	BEAM	O/B DESC.	D	P	S	A
9'6"	70"	WS-9	71509D	71509P	71509S	71509A
10'6"	70"	WS-10	71510D	71510P	71510S	71510A
11'6"	70"	WS-11	71511D	71511P	71511S	71511A
12'6"	70"	WS-12	71512D	71512P	71512S	71512A
13'6"	70"	WS-13	71513D	71513P	71513S	71513A
14'6"	70"	WS-14	71514D	71514P	71514S	71514A
15'6"	78"	WS-15	71515D	71515P	71515S	71515A
16'6"	78"	WS-16	71516D	71516P	71516S	71516A
17'6"	78"	WS-17	71517D	71517P	71517S	71517A

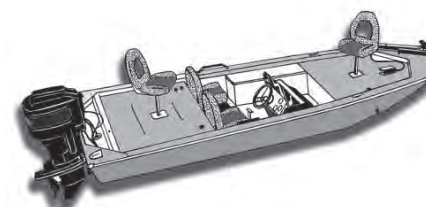
Each cover has an attached motor cover.



**Jon style bass boats, O/B.** Coverage is provided for trolling motor, depth finders, and pedestal seats (with seats on pedestals and backs of seats folded down). Designed for single console. If motor is mounted on a jack plate, order next larger size.

CL	BEAM	O/B DESC.	D	P	S	A
14'6"	68"	JON-14	77814D	77814P	77814S	77814A
15'6"	70"	JON-15	77815D	77815P	77815S	77815A
16'6"	72"	JON-16	77816D	77816P	77816S	77816A
17'6"	74"	JON-17	77817D	77817P	77817S	77817A
17'6"	84"	JON-17XW	77817ED	77817EP	77817ES	77817EA
18'6"	84"	JON-18	77818D	77818P	77818S	77818A
18'6"	94"	JON-18XW	77818ED	77818EP	77818ES	77818EA
19'6"	84"	JON-19	77819D	77819P	77819S	77819A
19'6"	94"	JON-19XW	77819ED	77819EP	77819ES	77819EA
20'6"	94"	JON-20XW	77820ED	77820EP	77820ES	77820EA
21'6"	94"	JON-21XW	77821ED	77821EP	77821ES	77821EA

Each cover has an attached motor cover.



Complete your part number by adding the appropriate color code from Boat Cover Fabrics section, Pages 3-5.

Example:

77814D = 11 oz. Haze Gray Double Duck

77814P-12 = Performance Poly-Guard® Beige

**Double Duck**

Order "D"

**Performance Poly-Guard®**

Order "P"

**Sun-DURA®**

Order "S"

**sunbrella®**

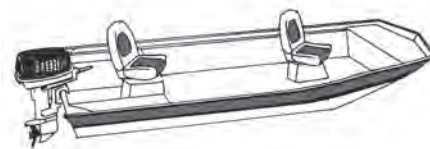
Order "A"

# STYLED-TO-FIT BOAT COVERS

## Open Jon boats, O/B.

CL	BEAM	O/B DESC.	D	P	S	A
12'6"	58"	OJ-12	74200D	74200P	74200S	74200A
14'6"	60"	OJ-14	74201D	74201P	74201S	74201A
14'6"	72"	OJ-14XW	74201EXD	74201EXP	74201EXS	74201EXA
15'6"	60"	OJ-15	74202D	74202P	74202S	74202A
16'6"	72"	OJ-16	74203D	74203P	74203S	74203A
17'6"	80"	OJ-17	74204D	74204P	74204S	74204A
18'6"	84"	OJ-18	74205D	74205P	74205S	74205A

Each cover has an attached motor cover.

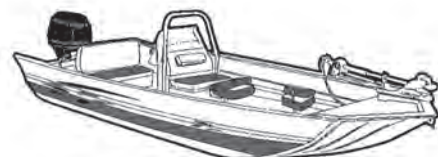


## Aluminum modified V jon boats with high center console, O/B.

Coverage is provided for trolling motor and bow mounted accessories. Cover accommodates console height up to 48".

CL	BEAM	O/B DESC.	D	P	S	A
17'6"	86"	JONCC-17	71417D	71417P	71417S	71417A
18'6"	90"	JONCC-18	71418D	71418P	71418S	71418A
19'6"	90"	JONCC-19	71419D	71419P	71419S	71419A

Each cover has an attached motor cover.



## Aluminum modified V jon boats with high center console, Extra Wide Series, O/B.

Accommodates console height up to 60". Coverage is provided for trolling motor, bow-mounted accessories and seats on pedestals with backs of seats folded down.

CL	BEAM	O/B DESC.	D	P	S	A
18'6"	100"	JONCCXW-18	71418XD	71418XP	71418XS	71418XA
19'6"	100"	JONCCXW-19	71419XD	71419XP	71419XS	71419XA
20'6"	100"	JONCCXW-20	71420XD	71420XP	71420XS	71420XA
21'6"	100"	JONCCXW-21	71421XD	71421XP	71421XS	71421XA
22'6"	100"	JONCCXW-22	71422XD	71422XP	71422XS	71422XA
23'6"	100"	JONCCXW-23	71423XD	71423XP	71423XS	71423XA
24'6"	100"	JONCCXW-24	71424XD	71424XP	71424XS	71424XA

Each cover has an attached motor cover.




## Sport-type inflatable boats, O/B.

CL	BEAM	O/B DESC.	D	P	S	A
9'6"	60"	INF-9	71NF9D	71NF9P	71NF9S	71NF9A
10'6"	66"	INF-10	71NF10D	71NF10P	71NF10S	71NF10A
11'6"	68"	INF-11	71NF11D	71NF11P	71NF11S	71NF11A
12'6"	70"	INF-12	71NF12D	71NF12P	71NF12S	71NF12A
13'6"	74"	INF-13	71NF13D	71NF13P	71NF13S	71NF13A
14'6"	74"	INF-14	71NF14D	71NF14P	71NF14S	71NF14A
15'6"	76"	INF-15	71NF15D	71NF15P	71NF15S	71NF15A

Note: See Specialty Covers on page 39 for more inflatable Boat Covers.

More sizes available at [www.carvercovers.com](http://www.carvercovers.com).



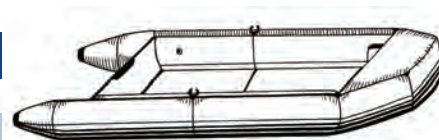


# STYLED-TO-FIT BOAT COVERS

## Blunt Nose inflatable boats, O/B.

CL	BEAM	O/B DESC.	D	P	S	A
8'6"	60"	INFBN-8	7INF8BD	7INF8BP	7INF8BS	7INF8BA
9'6"	60"	INFBN-9	7INF9BD	7INF9BP	7INF9BS	7INF9BA
10'6"	66"	INFBN-10	7INF10BD	7INF10BP	7INF10BS	7INF10BA
11'6"	68"	INFBN-11	7INF11BD	7INF11BP	7INF11BS	7INF11BA
12'6"	70"	INFBN-12	7INF12BD	7INF12BP	7INF12BS	7INF12BA
13'6"	74"	INFBN-13	7INF13BD	7INF13BP	7INF13BS	7INF13BA
14'6"	74"	INFBN-14	7INF14BD	7INF14BP	7INF14BS	7INF14BA
15'6"	76"	INFBN-15	7INF15BD	7INF15BP	7INF15BS	7INF15BA
15'6"	79"	INFBN-15	7INF15BED	7INF15BEP	7INF15BES	7INF15BEA

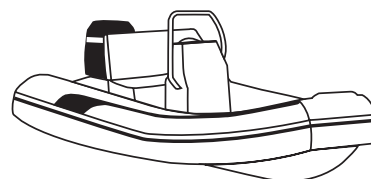
**Note: See Specialty Covers on page 39 for more inflatable Boat Covers.**



## Blunt Nose inflatable boats with small center console or side console, O/B. Accommodates console height up to 36" and provides coverage for the motor.

CL	BEAM	O/B DESC.	D	P	S	A
10'6"	66"	INFCCBN-10	INFCC10BND	INFCC10BNP	INFCC10BNS	INFCC10BNA
11'6"	68"	INFCCBN-11	INFCC11BND	INFCC11BNP	INFCC11BNS	INFCC11BNA
12'6"	70"	INFCCBN-12	INFCC12BND	INFCC12BNP	INFCC12BNS	INFCC12BNA
13'6"	74"	INFCCBN-13	INFCC13BND	INFCC13BNP	INFCC13BNS	INFCC13BNA
13'6"	79"	INFCCBNE-13	INFCC13BNED	INFCC13BNEP	INFCC13BNES	INFCC13BNEA
14'6"	74"	INFCCBN-14	INFCC14BND	INFCC14BNP	INFCC14BNS	INFCC14BNA
14'6"	79"	INFCCBNE-14	INFCC14BNED	INFCC14BNEP	INFCC14BNES	INFCC14BNEA

**Note: See Specialty Covers on page 39 for more inflatable Boat Covers.**



**Double Duck**

Order "D"

**Performance Poly-Guard®**

Order "P"

**Sun-DURA®**

Order "S"

**sunbrella®**

Order "A"



# STYLED-TO-FIT BOAT COVERS

## Deck boats with walk thru windshield or side console,

**O/B.** Each cover has two sewn in pads for use with our boat cover support pole, (Order No. 60000). Coverage not provided for extended swim platform. To cover platform, add length of extended swim platform to centerline to determine correct size cover.

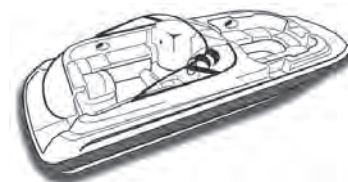
CL	BEAM	O/B DESC.	D	P	S
21'6"	102"	DBW-21	90521D	90521P	90521S
22'6"	102"	DBW-22	90522D	90522P	90522S
23'6"	102"	DBW-23	90523D	90523P	90523S
24'6"	102"	DBW-24	90524D	90524P	90524S
25'6"	102"	DBW-25	90525D	90525P	90525S
26'6"	102"	DBW-26	90526D	90526P	90526S

Each cover has an attached motor cover.



## Deck boats with walk thru windshield or side console, I/O.

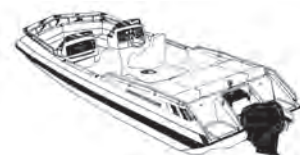
CL	BEAM	O/B DESC.	D	P	S
21'6"	102"	DBW-21	95121D	95121P	95121S
22'6"	102"	DBW-22	95122D	95122P	95122S
23'6"	102"	DBW-23	95123D	95123P	95123S
24'6"	102"	DBW-24	95124D	95124P	95124S
25'6"	102"	DBW-25	95125D	95125P	95125S
26'6"	102"	DBW-26	95126D	95126P	95126S



**Deck boats with low rails, O/B.** Each cover has two sewn-in snap patches for use with our boat cover support pole (Order No. 60000). Support poles are sold separately.

CL	BEAM	O/B DESC.	D	P	S	A
18'6"	102"	DECK-18	75018D	75018P	75018S	75018A
19'6"	102"	DECK-19	75019D	75019P	75019S	75019A
20'6"	102"	DECK-20	75020D	75020P	75020S	75020A
21'6"	102"	DECK-21	75021D	75021P	75021S	75021A
22'6"	102"	DECK-22	75022D	75022P	75022S	75022A

Each cover has an attached motor cover.



## Deck boats with low rails, I/O.

CL	BEAM	I/O DESC.	D	P	S	A
18'6"	102"	DECK-18	75118D	75118P	75118S	75118A
19'6"	102"	DECK-19	75119D	75119P	75119S	75119A
20'6"	102"	DECK-20	75120D	75120P	75120S	75120A
21'6"	102"	DECK-21	75121D	75121P	75121S	75121A
22'6"	102"	DECK-22	75122D	75122P	75122S	75122A



# STYLED-TO-FIT BOAT COVERS

**Modified-V, performance deck boats, O/B.** Each cover has one sewn-in snap patch in the bow for use with our boat cover support pole (Order No. 60000). Support poles are sold separately.

CL	BEAM	O/B DESC.	D	P	S	A
18'6"	102"	MDB-18	76018D	76018P	76018S	76018A
19'6"	102"	MDB-19	76019D	76019P	76019S	76019A
20'6"	102"	MDB-20	76020D	76020P	76020S	76020A
21'6"	102"	MDB-21	76021D	76021P	76021S	76021A
22'6"	102"	MDB-22	76022D	76022P	76022S	76022A
23'6"	102"	MDB-23	76023D	76023P	76023S	76023A
24'6"	102"	MDB-24	76024D	76024P	76024S	76024A

Each cover has an attached motor cover.



## Modified-V, performance deck boats, I/O.

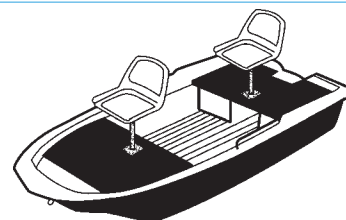
CL	BEAM	I/O DESC.	D	P	S	A
18'6"	102"	MDB-18	76118D	76118P	76118S	76118A
19'6"	102"	MDB-19	76119D	76119P	76119S	76119A
20'6"	102"	MDB-20	76120D	76120P	76120S	76120A
21'6"	102"	MDB-21	76121D	76121P	76121S	76121A
22'6"	102"	MDB-22	76122D	76122P	76122S	76122A
23'6"	102"	MDB-23	76123D	76123P	76123S	76123A
24'6"	102"	MDB-24	76124D	76124P	76124S	76124A



## Molded-Hull Jon Boats (Poly Jon Boats).

Designed to fit small jon boats with bow or rear mounted trolling motor.

CL	BEAM	DESC.	D	P	S	A
8'6"	50"	PJB-8	74208D	74208P	74208S	74208A
9'6"	58"	PJB-9	74209D	74209P	74209S	74209A
10'6"	58"	PJB-10	74210D	74210P	74210S	74210A
11'6"	58"	PJB-11	74211D	74211P	74211S	74211A
12'6"	58"	PJB-12	74212D	74212P	74212S	74212A



Complete your part number by adding the appropriate color code from Boat Cover Fabrics section, Pages 3-5.

Example:

74208D = 11 oz. Haze Gray Double Duck

74208P-12 = Performance Poly-Guard® Beige

**Double Duck**

Order "D"

**Performance Poly-Guard®**

Order "P"

**Sun-DURA®**

Order "S"

**sunbrella®**

Order "A"



# STYLED-TO-FIT BOAT COVERS

## Drift Boat.

CL	BEAM	DESC.	D	P	S	A
16'	84"	Drift Boat Cover	74300D	74300P	74300S	74300A
17'	84"	Drift Boat Cover	74301D	74301P	74301S	74301A



**Note:** More Drift Boat covers available in the Specialty Boat Covers section on Page 39.



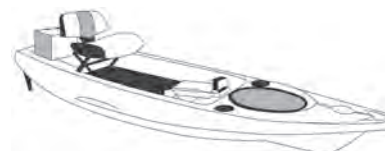
## Paddle boats.

CL	BEAM	DESC.	D	P	S	A
7'2"	61"	3-SEATER	74303D	74303P	74303S	74303A
7'8"	65"	5-SEATER	74305D	74305P	74305S	74305A



**Fishing Kayak Cover.** Heavy-duty shock cord encased in the hem. Fully trailerable when used with our tie-down kit, (#61000). Designed to accommodate seats, black pak, crates, rod holders, fish finder, etc.

CL	BEAM	DESC.	P	S
10'6"	34"	Fishing Kayak	4010P	4010S
11'6"	34"	Fishing Kayak	4011P	4011S
12'6"	34"	Fishing Kayak	4012P	4012S
12'6"	36"	Fishing Kayak	4012XP	4012XS
13'6"	34"	Fishing Kayak	4013P	4013S
13'6"	36"	Fishing Kayak	4013XP	4013XS
13'6"	41"	Fishing Kayak w/ Square Transom	4023P	4023S
14'6"	34"	Fishing Kayak	4014P	4014S
14'6"	38"	Fishing Kayak	4014XP	4014XS



**Note:** Not designed for tandem kayaks.


*More Kayak covers available in the Specialty Boat Covers section on Page 40.*



# STYLED-TO-FIT BOAT COVERS

## Pontoons with low rails or fishing chairs at the fore and aft end of the deck.

Cover accommodates fishing chairs and rails up to 20". Covers up to 21'6" have three sewn-in snap patches for use with our boat cover support pole (Order No. 60000). Covers 22'6" and larger have four sewn-in snap patches. Support poles are sold separately. A separate motor cover is included in each package.

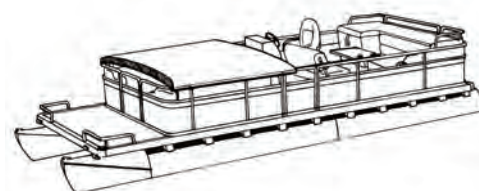


DECK LENGTH	DECK WIDTH	DESC.	D	P	S
16'6"	102"	FC-16	78816D	78816P	78816S
18'6"	102"	FC-18	78818D	78818P	78818S
20'6"	102"	FC-20	78820D	78820P	78820S
22'6"	102"	FC-22	78822D	78822P	78822S
24'6"	102"	FC-24	78824D	78824P	78824S
25'6"	102"	FC-25	78825D	78825P	78825S
26'6"	102"	FC-26	78826D	78826P	78826S

**Note:** Pontoon covers will accommodate large 4-Bow bimini top when folded and stored. Top must be stored without the use of the trailering strut.

## Pontoons with fold-down type hard top and rails that partially enclose deck leaving 1'-3' of open deck forward of the front gate.

Covers up to 21'6" have three sewn-in snap patches for use with our boat cover support pole (Order No. 60000). Covers 22'6" and larger have four sewn-in snap patches. Support poles are sold separately. A separate motor cover is included in each package.



DECK LENGTH	DECK WIDTH	DESC.	D	P	S
14'6"	102"	HT-14	77414D	77414P	77414S
16'6"	102"	HT-16	77416D	77416P	77416S
18'6"	102"	HT-18	77418D	77418P	77418S
19'6"	102"	HT-19	77419D	77419P	77419S
20'6"	102"	HT-20	77420D	77420P	77420S
21'6"	102"	HT-21	77421D	77421P	77421S
22'6"	102"	HT-22	77422D	77422P	77422S
23'6"	102"	HT-23	77423D	77423P	77423S
24'6"	102"	HT-24	77424D	77424P	77424S
25'6"	102"	HT-25	77425D	77425P	77425S
26'6"	102"	HT-26	77426D	77426P	77426S
27'6"	102"	HT-27	77427D	77427P	77427S
28'6"	102"	HT-28	77428D	77428P	77428S

**Note:** Pontoon covers will accommodate large 4-Bow bimini top when folded and stored. Top must be stored without the use of the trailering strut.

**Note:** More Pontoon covers available in the Specialty Boat Covers section on Page 36.

Complete your part number by adding the appropriate color code from Boat Cover Fabrics section, Pages 3-5.

Example:

77420D = 11 oz. Haze Gray Double Duck

77420P-12 = Performance Poly-Guard® Beige

**Double Duck**

Order "D"

**Performance Poly-Guard®**

Order "P"

**Sun-DURA®**

Order "S"

**sunbrella®**

Order "A"

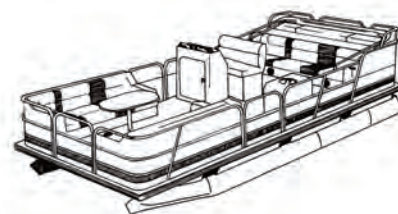
# STYLED-TO-FIT BOAT COVERS

## Pontoons with bimini top and rails that fully enclose

**deck.** Covers up to 21'6" have three sewn-in snap patches for use with our boat cover support pole (Order No. 60000). Covers 22'6" and larger have four sewn-in snap patches. Support poles are sold separately. A separate motor cover is included in each package.

DECK LENGTH	DECK WIDTH	DESC.	D	P	S
14'6"	102"	FED-14	77514D	77514P	77514S
16'6"	102"	FED-16	77516D	77516P	77516S
17'6"	102"	FED-17	77517D	77517P	77517S
18'6"	102"	FED-18	77518D	77518P	77518S
19'6"	102"	FED-19	77519D	77519P	77519S
20'6"	102"	FED-20	77520D	77520P	77520S
21'6"	102"	FED-21	77521D	77521P	77521S
22'6"	102"	FED-22	77522D	77522P	77522S
23'6"	102"	FED-23	77523D	77523P	77523S
24'6"	102"	FED-24	77524D	77524P	77524S
25'6"	102"	FED-25	77525D	77525P	77525S
26'6"	102"	FED-26	77526D	77526P	77526S
27'6"	102"	FED-27	77527D	77527P	77527S
28'6"	102"	FED-28	77528D	77528P	77528S

**Note:** Pontoon covers will accommodate large 4-Bow bimini top when folded and stored. Top must be stored without the use of the trailering strut.

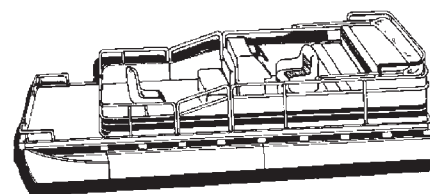


## Pontoons with bimini top and rails that partially enclose deck leaving 1'-3' of open deck forward of the front gate.

Covers up to 21'6" have three sewn-in snap patches for use with our boat cover support pole (Order No. 60000). Covers 22'6" and larger have four sewn-in snap patches. Support poles are sold separately. A separate motor cover is included in each package.

DECK LENGTH	DECK WIDTH	DESC.	D	P	S
14'6"	102"	PED-14	77614D	77614P	77614S
16'6"	102"	PED-16	77616D	77616P	77616S
17'6"	102"	PED-17	77617D	77617P	77617S
18'6"	102"	PED-18	77618D	77618P	77618S
19'6"	102"	PED-19	77619D	77619P	77619S
20'6"	102"	PED-20	77620D	77620P	77620S
21'6"	102"	PED-21	77621D	77621P	77621S
22'6"	102"	PED-22	77622D	77622P	77622S
23'6"	102"	PED-23	77623D	77623P	77623S
24'6"	102"	PED-24	77624D	77624P	77624S
25'6"	102"	PED-25	77625D	77625P	77625S
26'6"	102"	PED-26	77626D	77626P	77626S
27'6"	102"	PED-27	77627D	77627P	77627S
28'6"	102"	PED-28	77628D	77628P	77628S

**Note:** Pontoon covers will accommodate large 4-Bow bimini top when folded and stored. Top must be stored without the use of the trailering strut.



**Note:** More Pontoon covers available in the Specialty Boat Covers section on Page 36.



# CARVER PERSONAL WATERCRAFT

Carver Personal Watercraft Covers are made with all the care and attention to detail as our Styled-to-Fit Boat Covers and are a great choice for travel\*, mooring or storage to keep your PWC clean and protected. 1/4" strong and durable shock cord is encased in the hem for a snug fit. Each cover comes standard with six heavy-duty tie-down straps. Available in Sunbrella®, Performance Poly-Guard®, and Sun-DURA®.

\*Trailerable PWC covers must be properly installed and tied down.



LENGTH	WIDTH	HEIGHT	P	S	A
108"	45"	41"	4000P	4000S	4000A
116"	48"	41"	4001P	4001S	4001A
124"	48"	44"	4002P	4002S	4002A
132"	48"	44"	4003P	4003S	4003A
142"	48"	48"	4004P	4004S	4004A
152"	60"	48"	4005P	4005S	4005A

Complete your part number for by adding the Performance Poly-Guard®, Sun-DURA®, or Sunbrella® Acrylic color code from the Boat Cover Fabrics Section, Pages 3-4.

Example: 4003S-07 = Sun-DURA® Red.



*Specialty Over-the-Tower Cover for  
Tournament Ski Boats with Tower and Swim Platform.*

# CARVER SPECIALTY BOAT COVERS



*Specialty Cover for Boats with a Hard  
Top or T-Top*



*Specialty Cover for Tournament  
Ski Boat with Tower.*



## Tournament Ski Boats with Tower and Swim Platform - Over-the-Tower Cover, I/O.

Covers the entire boat including the tower and swim platform. Fits boats with the tower mounted over the windshield with the top of the tower not to exceed 24" behind the wing of the windshield. Maximum tower height for proper fit is 68" from top of gunwale. Cover will accommodate swim platform up to 30" deep. Heavy-duty boat cover tie down kit included.



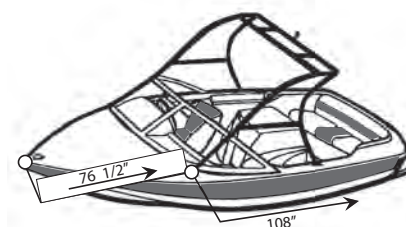
CL	BEAM	I/O DESC.	D	P	S	A
18'6"	102"	OTC-18	81118D	81118P	81118S	81118A
19'6"	102"	OTC-19	81119D	81119P	81119S	81119A
20'6"	102"	OTC-20	81120D	81120P	81120S	81120A
21'6"	102"	OTC-21	81121D	81121P	81121S	81121A
22'6"	102"	OTC-22	81122D	81122P	81122S	81122A
23'6"	102"	OTC-23	81123D	81123P	81123S	81123A
24'6"	102"	OTC-24	81124D	81124P	81124S	81124A

**Note:** This cover is recommended for storage only.



## Tournament Ski Boats with Tower, I/O.

Cover comes standard with 1/4" heavy-duty draw rope encased in hem. Tower slots are fully lined with marine-grade hook and loop fastener for a snug and secure fit to keep the boat fully protected. Tower slot starts 76-1/2" from bow and is 108" long. Heavy-duty boat cover tie-down kit and 2 rope ratchets included. Coverage not provided for swim platform.



CL	BEAM	I/O DESC.	D	P	S
18'6"	90"	NTST-18	74518ND	74518NP	74518NS
19'6"	90"	NTST-19	74519ND	74519NP	74519NS
19'6"	102"	TST-19	74519D	74519P	74519S
20'6"	92"	NTST-20	74520ND	74520NP	74520NS
20'6"	102"	TST-20	74520D	74520P	74520S
21'6"	102"	TST-21	74521D	74521P	74521S
22'6"	102"	TST-22	74522D	74522P	74522S
23'6"	102"	TST-23	74523D	74523P	74523S



## Tournament Ski Boats with Wide or Pickle Fork Bow and Swim Platform - Over-the-Tower Cover, I/O.

Covers the entire boat including the tower and swim platform. Fits boats with the tower mounted over the windshield with the top of the tower not to exceed 24" behind the wing of the windshield. Maximum tower height for proper fit is 68" from top of gunwale. Cover will accommodate swim platform up to 30" deep. Heavy-duty boat cover tie down kit included.



CL	BEAM	I/O DESC.	D	P	S	A
19'6"	102"	WOTC-19	82119D	82119P	82119S	82119A
20'6"	102"	WOTC-20	82120D	82120P	82120S	82120A
21'6"	102"	WOTC-21	82121D	82121P	82121S	82121A
22'6"	102"	WOTC-22	82122D	82122P	82122S	82122A
23'6"	102"	WOTC-23	82123D	82123P	82123S	82123A
24'6"	102"	WOTC-24	82124D	82124P	82124S	82124A
25'6"	102"	WOTC-25	82125D	82125P	82125S	82125A

**Note:** This cover is recommended for storage only.





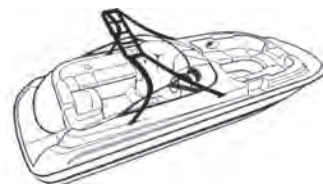
# SPECIALTY BOAT COVERS

## Deck Boat with Tower - Over-the-Tower Cover, I/O.

Covers the entire boat including the tower. Fits boats with the tower mounted over the windshield with the top of the tower not to exceed 24" behind the wing of the windshield. Maximum tower height from the gunwale: 68". Heavy-duty boat cover tie-down kit included.

CL	BEAM	I/O DESC.	D	P	S	A
20'6"	102"	DOTC-20	84120D	84120P	84120S	84120A
21'6"	102"	DOTC-21	84121D	84121P	84121S	84121A
22'6"	102"	DOTC-22	84122D	84122P	84122S	84122A
23'6"	102"	DOTC-23	84123D	84123P	84123S	84123A
24'6"	102"	DOTC-24	84124D	84124P	84124S	84124A
25'6"	102"	DOTC-25	84125D	84125P	84125S	84125A
26'6"	102"	DOTC-26	84126D	84126P	84126S	84126A

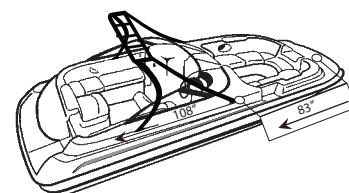
**Note:** This cover is recommended for storage only.



## Deck Boats with Tower, I/O.

Cover comes standard with 1/4" heavy-duty draw rope encased in hem. Tower slots are fully lined with marine-grade hook and loop fastener for a snug and secure fit to keep the boat fully protected. On covers up to 24'6", the tower slot starts 83" from bow and is 108" long. On covers 25'6" and up, the tower slot starts 112" from bow and is 144" long. Heavy-duty boat cover tie down kit and 2 rope ratchets included. Coverage not provided for extended swim platform.

CL	BEAM	I/O DESC.	D	P	S
20'6"	102"	DBT-20	96120D	96120P	96120S
21'6"	102"	DBT-21	96121D	96121P	96121S
22'6"	102"	DBT-22	96122D	96122P	96122S
23'6"	102"	DBT-23	96123D	96123P	96123S
24'6"	102"	DBT-24	96124D	96124P	96124S
25'6"	102"	DBT-25	96125D	96125P	96125S
26'6"	102"	DBT-26	96126D	96126P	96126S




## V-Hull Runabout Boats/Modified V-hull Boats. Over-the-Tower Cover, I/O.

Covers the entire boat including the tower. Fits boats with the tower mounted over the windshield with the top of the tower not to exceed 24" behind the wing of the windshield. Maximum tower height from the gunwale: 68". For use on V-hull runabouts and V-hull boats with a flared/modified nose. Heavy-duty boat cover tie-down kit included.

CL	BEAM	I/O DESC.	D	P	S	A
18'6"	102"	VOTC-18	83118D	83118P	83118S	83118A
19'6"	102"	VOTC-19	83119D	83119P	83119S	83119A
20'6"	102"	VOTC-20	83120D	83120P	83120S	83120A
21'6"	102"	VOTC-21	83121D	83121P	83121S	83121A
22'6"	102"	VOTC-22	83122D	83122P	83122S	83122A
23'6"	102"	VOTC-23	83123D	83123P	83123S	83123A
24'6"	102"	VOTC-24	83124D	83124P	83124S	83124A

**Note:** This cover is recommended for storage only.



**Double Duck**

Order "D"

**Performance Poly-Guard®**

Order "P"

**Sun-DURA®**

Order "S"

**sunbrella®**

Order "A"

**V-Hull Runabout with Tower, O/B.** Cover comes standard with 1/4" heavy-duty draw rope encased in hem. Tower slots are fully lined with marine-grade hook and loop fastener for a snug and secure fit to keep the boat fully protected. Tower slot starts 86-1/2" from bow and is 108" long. Heavy-duty boat cover tie down kit and 2 rope ratchets included. Coverage not provided for extended swim platform.

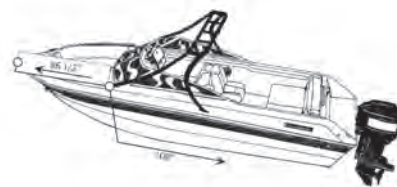
Cover accommodates hand/bow rails:

18'6" to 19'6" boats - up to 8" bow rails,

20'6" and up - up to 10" bow rails.

CL	BEAM	O/B DESC.	D	P	S
18'6"	102"	VST-18	97018D	97018P	97018S
19'6"	102"	VST-19	97019D	97019P	97019S
20'6"	102"	VST-20	97020D	97020P	97020S
21'6"	102"	VST-21	97021D	97021P	97021S

Each cover has an attached motor cover.



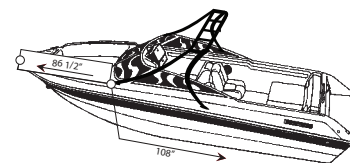
## V-Hull Runabout with Tower, I/O.

Cover accommodates hand/bow rails:

18'6" to 19'6" boats - up to 8" bow rails

20'6" and up - up to 10" bow rails.

CL	BEAM	I/O DESC.	D	P	S
18'6"	102"	VST-18	97118D	97118P	97118S
19'6"	102"	VST-19	97119D	97119P	97119S
20'6"	102"	VST-20	97120D	97120P	97120S
21'6"	102"	VST-21	97121D	97121P	97121S
22'6"	102"	VST-22	97122D	97122P	97122S
23'6"	102"	VST-23	97123D	97123P	97123S
24'6"	102"	VST-24	97124D	97124P	97124S



## High Profile Cabin Cruisers with Radar Arch, I/O.

Accommodates radar arch, standard bimini tops and bow rails up to 30" high. 100" long slots are fully lined with marine-grade hook and loop fastener for a snug and secure fit to keep boat fully protected. Front cut-out accommodates anchor roller or davit. Each cover has two sewn-in snap pads for use with our boat cover support poles (Order #60000 sold separately). Each cover has heavy-duty draw rope encased in the hem and comes standard with two rope ratchets to tighten as desired. Available in Performance Poly-Guard® and Sun-DURA® only.



CL	BEAM	SLOT BEGINS	I/O DESC.	P	S
24'6"	120"	158" from bow	HPCRA-24	86224P	86224S
25'6"	120"	165" from bow	HPCRA-25	86225P	86225S
26'6"	120"	171" from bow	HPCRA-26	86226P	86226S
27'6"	120"	177" from bow	HPCRA-27	86227P	86227S
28'6"	120"	183" from bow	HPCRA-28	86228P	86228S
29'6"	120"	189" from bow	HPCRA-29	86229P	86229S
30'6"	120"	195" from bow	HPCRA-30	86230P	86230S
31'6"	120"	201" from bow	HPCRA-31	86231P	86231S

**Note:** If boat has a swim platform, add the length of the swim platform to the centerline length to determine the correct size cover. The cover is not designed to fit a boat that has a bow pulpit.

**Note:** This cover is recommended for storage only.

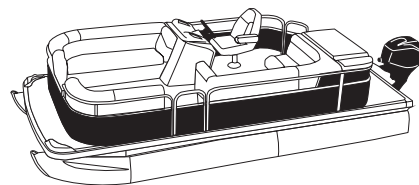
More sizes available at [www.carvercovers.com](http://www.carvercovers.com).

# SPECIALTY BOAT COVERS

## Pontoons with Rails that Partially Enclose Deck Leaving 1' to 3' of Deck Forward of the Front Gate and Aft of the Rear Gate, O/B.

Cover is designed with 1/4" heavy-duty shock cord encased in the hem. Each cover has four sewn-in snap patches for use with boat cover support pole (Order #60000). Support poles are sold separately. Cover is designed to accommodate transom-mounted motor, standard ski pylon\* and bimini top stored lying flat. If motor is mounted on a bracket, a separate motor cover may be ordered (see page 46).

DECK LENGTH	DECK WIDTH	O/B DESC.	D	P	S
18'6"	102"	PEDRD-18	97618D	97618P	97618S
19'6"	102"	PEDRD-19	97619D	97619P	97619S
20'6"	102"	PEDRD-20	97620D	97620P	97620S
21'6"	102"	PEDRD-21	97621D	97621P	97621S
22'6"	102"	PEDRD-22	97622D	97622P	97622S
23'6"	102"	PEDRD-23	97623D	97623P	97623S
24'6"	102"	PEDRD-24	97624D	97624P	97624S
25'6"	102"	PEDRD-25	97625D	97625P	97625S
26'6"	102"	PEDRD-26	97626D	97626P	97626S
27'6"	102"	PEDRD-27	97627D	97627P	97627S
28'6"	102"	PEDRD-28	97628D	97628P	97628S



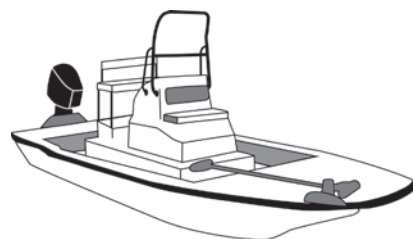
\*Note: If boat is equipped with a ski tow bar, please call for cover application.

Note: This cover is recommended for storage only.

## Flats Boats with Blunt Nose and High Console/Grab

**Rail O/B.** Coverage is provided for bow mounted trolling motors. Designed to accommodate boats with combined console and rail height of 100" from the deck of the boat.

CL	BEAM	O/B DESC.	D	P	S	A
19'6"	102"	FBHR-19	71719D	71719P	71719S	71719A
20'6"	102"	FBHR-20	71720D	71720P	71720S	71720A
21'6"	102"	FBHR-21	71721D	71721P	71721S	71721A
22'6"	102"	FBHR-22	71722D	71722P	71722S	71722A
23'6"	102"	FBHR-23	71723D	71723P	71723S	71723A
24'6"	102"	FBHR-24	71724D	71724P	71724S	71724A




Note: This cover is recommended for storage only.

## Flats Boats with Blunt Nose and Low Console/Grab

**Rail, O/B.** Coverage is provided for bow mounted trolling motors. Designed to accommodate boats with combined console and rail height of 56" from the deck of the boat.

CL	BEAM	O/B DESC.	D	P	S	A
19'6"	102"	FBLR-19	71819D	71819P	71819S	71819A
20'6"	102"	FBLR-20	71820D	71820P	71820S	71820A
21'6"	102"	FBLR-21	71821D	71821P	71821S	71821A
22'6"	102"	FBLR-22	71822D	71822P	71822S	71822A
23'6"	102"	FBLR-23	71823D	71823P	71823S	71823A
24'6"	102"	FBLR-24	71824D	71824P	71824S	71824A



Note: This cover is recommended for storage only.

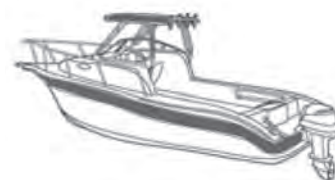
More sizes available at [www.carvercovers.com](http://www.carvercovers.com).



# SPECIALTY BOAT COVERS

## Walk Around Cuddy Boats with Hard Top and Center Console Boats with T-Top, O/B.

Accommodates VHF antennas, outrigger mounts, GPS and rod holders. Dual zippered entry. Heavy-duty 1/4" draw rope encased in hem. Designed for single engines with bow rails up to 24". Include bow pulpit and engine bracket in centerline measurement. For dual engines, order next larger size. Cover comes standard with self adhesive boat cover reinforcement kit, heavy-duty boat cover tie down kit, rope ratchet and two support poles. Available in Performance Poly-Guard® and Sun-DURA® only.



CL	BEAM	O/B DESC.	P	S
18'6"	102"	DEHT-18	90018P	90018S
19'6"	102"	DEHT-19	90019P	90019S
20'6"	102"	DEHT-20	90020P	90020S
21'6"	102"	DEHT-21	90021P	90021S
22'6"	102"	DEHT-22	90022P	90022S
23'6"	102"	DEHT-23	90023P	90023S
24'6"	102"	DEHT-24	90024P	90024S
25'6"	108"	DEHT-25	90025P	90025S
26'6"	108"	DEHT-26	90026P	90026S
27'6"	108"	DEHT-27	90027P	90027S
28'6"	120"	DEHT-28	90028P	90028S
29'6"	120"	DEHT-29	90029P	90029S
30'6"	120"	DEHT-30	90030P	90030S
31'6"	120"	DEHT-31	90031P	90031S
32'6"	120"	DEHT-32	90032P	90032S
33'6"	120"	DEHT-33	90033P	90033S
34'6"	120"	DEHT-34	90034P	90034S

**Note:** This cover is recommended for storage only.



**Specialty Cover for Boats with a Hard Top or T-Top.**

Complete your part number by adding the appropriate color code from Boat Cover Fabrics section, Pages 3-5.

Example:

90018S-07 = Sun-DURA® Red.

**Double Duck**

Order "D"

**Performance Poly-Guard®**

Order "P"

**Sun-DURA®**

Order "S"

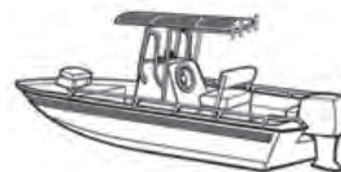
**sunbrella®**

Order "A"

# SPECIALTY BOAT COVERS

## Bay Style V-Hull Boats with T-Top, O/B.

Accommodates VHF antennas, outrigger mounts, GPS and rod holders. Dual zippered entry. Heavy-duty 1/4" draw rope encased in hem. Designed for single engines with bow rails up to 24". Include bow pulpit and engine bracket in centerline measurement. For dual engines, order next larger size. Cover comes standard with self adhesive boat cover reinforcement kit, heavy-duty boat cover tie down kit, rope ratchet and two support poles. Available in Performance Poly-Guard® and Sun-DURA® only.




CL	BEAM	O/B DESC.	P	S
18'6"	102"	DEHTBB-18	90018PW	90018SW
19'6"	102"	DEHTBB-19	90019PW	90019SW
20'6"	102"	DEHTBB-20	90020PW	90020SW
21'6"	102"	DEHTBB-21	90021PW	90021SW
22'6"	102"	DEHTBB-22	90022PW	90022SW
23'6"	102"	DEHTBB-23	90023PW	90023SW
24'6"	102"	DEHTBB-24	90024PW	90024SW
25'6"	108"	DEHTBB-25	90025PW	90025SW
26'6"	108"	DEHTBB-26	90026PW	90026SW
27'6"	120"	DEHTBB-27	90027PW	90027SW
28'6"	120"	DEHTBB-28	90028PW	90028SW
29'6"	120"	DEHTBB-29	90029PW	90029SW
30'6"	120"	DEHTBB-30	90030PW	90030SW
31'6"	120"	DEHTBB-31	90031PW	90031SW
32'6"	120"	DEHTBB-32	90032PW	90032SW
33'6"	120"	DEHTBB-33	90033PW	90033SW
34'6"	120"	DEHTBB-34	90034PW	90034SW

**Note:** This cover is recommended for storage only.

## Rounded Bow Bay Style Center Console Boats with T-Top, O/B.

Accommodates VHF antennas, outrigger mounts, GPS and rod holders. Dual zippered entry. Heavy-duty 1/4" draw rope encased in hem. Designed for single engines with bow rails up to 24". Include bow pulpit and engine bracket in centerline measurement. For dual engines, order next larger size. Cover comes standard with self adhesive boat cover reinforcement kit, heavy-duty boat cover tie down kit, rope ratchet and two support poles. Available in Performance Poly-Guard® and Sun-DURA® only.



CL	BEAM	O/B DESC.	P	S
18'6"	102"	DEHTRB-18	90018PR	90018SR
19'6"	102"	DEHTRB-19	90019PR	90019SR
20'6"	102"	DEHTRB-20	90020PR	90020SR
21'6"	102"	DEHTRB-21	90021PR	90021SR
22'6"	102"	DEHTRB-22	90022PR	90022SR
23'6"	102"	DEHTRB-23	90023PR	90023SR
24'6"	102"	DEHTRB-24	90024PR	90024SR
25'6"	102"	DEHTRB-25	90025PR	90025SR
26'6"	108"	DEHTRB-26	90026PR	90026SR

**Note:** This cover is recommended for storage only.



Complete your part number by adding the appropriate color code from Boat Cover Fabrics section, Pages 3-5.

Example:

90018SR-07 = Sun-DURA® Red.

**Double Duck**

Order "D"

**Performance Poly-Guard®**

Order "P"

**Sun-DURA®**

Order "S"

**sunbrella®**

Order "A"

# SPECIALTY BOAT COVERS

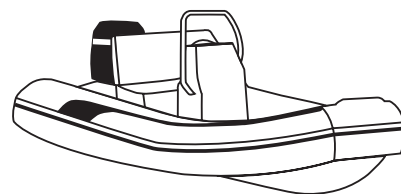
**Sport-Type Center Console Inflatable, O/B.** Our unique styling conforms well to the features of the center console inflatable boat. Heavy-duty 1/4" draw rope is encased in the hem for easy installation and secure fit. Eight available sizes fit the widest range of popular models. Cover accommodates console height up to 48".

CL	BEAM	O/B DESC.	D	P	S
14'6"	78"	INFCC-14	INFCC14DRD	INFCC14DRP	INFCC14DRS
15'6"	81"	INFCC-15	INFCC15DRD	INFCC15DRP	INFCC15DRS
16'6"	90"	INFCC-16	INFCC16DRD	INFCC16DRP	INFCC16DRS
17'6"	98"	INFCC-17	INFCC17DRD	INFCC17DRP	INFCC17DRS
18'6"	100"	INFCC-18	INFCC18DRD	INFCC18DRP	INFCC18DRS
19'6"	100"	INFCC-19	INFCC19DRD	INFCC19DRP	INFCC19DRS
20'6"	102"	INFCC-20	INFCC20DRD	INFCC20DRP	INFCC20DRS
21'6"	111"	INFCC-21	INFCC21DRD	INFCC21DRP	INFCC21DRS



**Blunt Nose Center Console Inflatable, O/B.** Uniquely conforming fit for blunt nose models, cover comes standard with heavy-duty 1/4" draw rope encased in the hem for easy installation and secure fit. Eight available sizes to fit the widest range of popular models. Cover accommodates console height up to 54".

CL	BEAM	O/B DESC.	D	P	S
14'6"	78"	INFCCB-14	INFCC14BD	INFCC14BP	INFCC14BS
15'6"	81"	INFCCB-15	INFCC15BD	INFCC15BP	INFCC15BS
16'6"	90"	INFCCB-16	INFCC16BD	INFCC16BP	INFCC16BS
17'6"	98"	INFCCB-17	INFCC17BD	INFCC17BP	INFCC17BS
18'6"	100"	INFCCB-18	INFCC18BD	INFCC18BP	INFCC18BS
19'6"	100"	INFCCB-19	INFCC19BD	INFCC19BP	INFCC19BS
20'6"	102"	INFCCB-20	INFCC20BD	INFCC20BP	INFCC20BS
21'6"	111"	INFCCB-21	INFCC21BD	INFCC21BP	INFCC21BS



**Drift Boat, Specialty Cover with Bra, O/B.** This is a customized boat cover designed to protect the front of the drift boat during travel. Eliminates road grime and provides protection from road debris that could damage the front of the boat. Cover comes standard with attached strap system with quick release buckles for securing the cover to the trailer. Easy to install and remove. Each end of the boat cover has heavy-duty sewn-in reinforcements for added durability at stress points.

CL	BEAM	O/B DESC.	D	P	S
16'	84"	Drift Boat Cover w/Bra	74302D	74302P	74302S
17'	84"	Drift Boat Cover w/Bra	74304D	74304P	74304S



More sizes available at [www.carvercovers.com](http://www.carvercovers.com).



# SPECIALTY BOAT COVERS

## Touring Kayak Cover - Sock Cover.

Touring kayaks, also known as expedition and/or sea kayaks, have a long, narrow, and sleek appearance. These touring kayak covers close with a marine-grade zipper and have a convenient carrying handle on each end.

CL	BEAM	DESC.	P	S
12'6"	25"	Touring Kayak	6012P	6012S
13'6"	25"	Touring Kayak	6013P	6013S
14'6"	25"	Touring Kayak	6014P	6014S
15'6"	25"	Touring Kayak	6015P	6015S
16'6"	25"	Touring Kayak	6016P	6016S
17'6"	25"	Touring Kayak	6017P	6017S
18'6"	25"	Touring Kayak	6018P	6018S

**Note:** This cover is recommended for storage only.

**Note:** Not designed for tandem kayaks.



## Recreational Kayak Cover - Sock Cover.

Recreational kayak covers close with a marine-grade zipper and have a convenient carrying handle on each end. If your kayak is equipped with any fishing gear such as rod holders, crates, black pak, fish finders, etc., please see our Fishing style kayak covers on page 28.

CL	BEAM	DESC.	P	S
10'6"	29"	Recreational Kayak	5010P	5010S
11'6"	29"	Recreational Kayak	5011P	5011S
12'6"	29"	Recreational Kayak	5012P	5012S
13'6"	36"	Recreational Kayak	5013P	5013S
14'6"	36"	Recreational Kayak	5014P	5014S

**Note:** This cover is recommended for storage only.

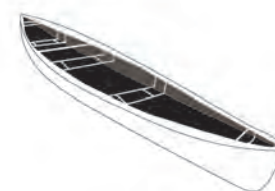
**Note:** Not designed for tandem kayaks.



**Canoe Covers.** Designed with a marine-grade zippered closure and a convenient carrying handle on each end.

CL	BEAM	DESC.	P	S
14'	37"	Canoe Cover	7014P	7014S
15'	37"	Canoe Cover	7015P	7015S
16'	37"	Canoe Cover	7016P	7016S

**Note:** This cover is recommended for storage only.



Complete your part number by adding the appropriate color code from Boat Cover Fabrics section, Pages 3-5.

Example:  
6012S-07 = Sun-DURA® Red.

**Double Duck**

Order "D"

**Performance Poly-Guard®**

Order "P"

**Sun-DURA®**

Order "S"

More Kayak covers available in the Styled-to-Fit Boat Cover Section, Page 28.



# CARVER FLEX-FIT BOAT COVERS

Our Flex-Fit series of boat covers is suitable for virtually any style boat, available in ten sizes that fit practically all 14 to 23-foot boats. Economically priced, a flex-fit cover is an excellent choice for storage, but is not recommended for mooring or trailering. All Flex-Fit boat covers have 1/4" strong and durable shock cord encased in the hem for a snug fit.

Carver's Flex-Fit Covers are available in Poly-Flex 100% Marine Grade Polyester, Haze Gray, and are the only domestically-produced Flex-Fit covers on the market today! **2-Year Warranty.** Search online using our **Find Your Cover tool at [carvercovers.com](http://carvercovers.com)** to find the part number for your Flex-Fit boat cover, or refer to the cover specifications listed below.

DESC.		CL	BEAM	Poly Flex Order No.
NEW SIZES	V-Hull Fishing Boats	14' - 16'		
	V-Hull Narrow Bass Boats	14' - 16'		
	Jon Boats	14' - 16'	78"	78001
	Open Jon Boats	14' - 16'		
	Drift Boats	14' - 16'		
NEW SIZES	V-Hull Runabouts I/O or O/B	14' - 16'		
	Tri-Hull Boats I/O or O/B	14' - 16'	86"	78002
	Tri-Hull Bass Boats	14' - 16'		
NEW SIZES	Fish & Ski Boats I/O or O/B	16' - 19'		
	Wide Bass Boats	16' - 19'	96"	78003
	Tournament Ski Boats	16' - 19'		
NEW	V-Hull Boats I/O or O/B	17' - 19'	96"	78004
	Tri-Hull Boats I/O or O/B	17' - 19'		
NEW	V-Hull Runabout Boats I/O or O/B	20' - 21'	102"	78005
NEW	V-Hull Runabout Boats I/O or O/B	22' - 23'	102"	78010
NEW	V-Hull Low Profile Cuddy - Cabin Boats I/O or O/B	19' - 22'	102"	78006
NEW	V-Hull Center Console Fishing Boats w/ High Bow Rails	17' - 19'		
	V-Hull Center Console Fishing Boats w/ Shallow Draft Hull	17' - 19'	102"	78011
	Bay Style Center Console Fishing Boats w/ Shallow Draft Hull	17' - 19'		
NEW	V-Hull Center Console Fishing Boats w/ High Bow Rails	20' - 22'		
	V-Hull Center Console Fishing Boats w/ Shallow Draft Hull	20' - 22'	102"	78012
	Bay Style Center Console Fishing Boats w/ Shallow Draft Hull	20' - 22'		
NEW	Pontoon Boats	20' - 22'	102"	78009

**Note: These covers are recommended for storage only.**

Carver by Covercraft Industries, LLC • The Best Covers Under the Sun™ • [www.carvercovers.com](http://www.carvercovers.com)

# BOAT COVER ACCESSORIES



## Boat Cover Tie Down Kit.

An absolute must for protecting your boat and extending the life of your boat cover.

This is an efficient, effective way to secure the boat cover for trailering or storage. Constructed of heavy-duty 1" black polypropylene webbing and convenient quick-release buckles. Unlike bungee cords, these durable tie-downs don't stretch, so they won't tear your cover or damage your boat. Each kit contains twelve 8-foot straps.

**Order No. 61000.**

**Boat Cover Tie Down Kit is also available for boats with Hard Top or T-Top.**

**Order No. 61000DEHT**



## Suction Cup Tie Downs.

Perfect for hundreds of tie down applications where there simply isn't an anchor point, cleat, or other device to anchor conventional tie downs. Giant 3-1/4" suction cups with toggle ball ties stick to boat finishes, auto finishes and windows. Great for mooring! 6" ties stretch to 11". 4 per pack.

**Order No. 61003.**



## Boat Cover Support Poles.

Prevent dry rot and mildew. These lightweight telescoping poles are designed to support your cover so that water does not pool. Available in two styles. Each style is constructed of anodized aluminum tubing that can be adjusted to desired height from 22" to 70". Packaged 1 per box.

DESC.	ORDER NO.
Support Pole with Snap and Vinyl End	60000
Support Pole with Tip End	60004



## Support Pole with Boat Vent II. Added Breathability for the health of your boat.



Replace a conventional support pole with one that provides an air vent to reduce moisture, heat and mildew under the cover. Includes an adjustable (22" to 70") anodized aluminum pole, boat vent and simple installation instructions. Packaged 1 per box.

**Order No. 60002.**



## Boat Cover Support System.

**Our own innovative design! Two systems can be easily connected. Ideal for pontoons.**

The easiest most cost-effective way to extend the life of your boat cover. Eliminates virtually all possible areas that could collect water and allow it to pool, causing damage to the cover. This system is designed for simplicity with two pre-installed, adjustable 20-foot straps that snap quickly to the rear tow hooks and one 40-foot adjustable strap to cradle the bow. System fits up to 28-foot boats. For pontoon boats, two systems can be easily joined to create a perfect "frame" for the boat cover. Each system comes with one adjustable (22" to 70") support pole with snap and vinyl end, system center, strap set and simple installation instructions.

**Order No. 60008.**



## Boat Vent II.

Protect your investment with this fast and easy-to-install BoatVent II. The BoatVent II can be added to any custom or styled-to-fit boat cover. Made with UV inhibited polymers to withstand the elements. Prolongs the life of the boat's upholstery by venting the enclosed space of the warm, moist air. BoatVent II helps prevent mold, mildew, and bacteria from growing under the boat cover and causing irreversible damage to the boat's interior. Can be used alone or with most standard 3/4" support poles.

**Order No. VENTII.**



## Sand Bag Mooring Kit.

A must-have accessory to secure your cover on your boat while in the water. Each sand-bag is constructed of 7 oz. black Sun-DURA® material with hook & loop closure and sewn-in adjuster strap with quick release buckle. Sand not included. Maximum weight 8 lbs. per bag. Kit includes 4 sand bags.

**Order No. 61010.**



## Pontoon Mooring Kit.

Combines added breathability for the health of your boat AND secures the cover to your boat while in the water. Adjustable (22"-70") vented support poles reduce moisture, heat and mildew under the cover and provides excellent support underneath the cover to prevent water from pooling. Each sand-bag is constructed of 7 oz. black Sun-DURA® material with hook & loop closure and sewn-in adjuster strap with quick release buckle. Sand not included. Maximum weight 8lbs. per bag. Includes (3) Vented Support Poles, Part #60002 AND (2) Sand Bag Kits (4 bags per kit), Part #61010.

**Order No. 61015.**



## Boat Cover Reinforcement/Repair Kit.

This repair kit is an ideal way to prolong the life of your boat cover. Kit includes one square yard self adhesive material. Use it to add extra padding to stress points from windshields, trolling motors, etc. or to patch wear areas and tears that may develop over time. Simply cut to desired size and apply to clean, dry surface.

**Order No. 61050.**



## Mesh Boat Cover Storage Bag.

This strong, lightweight and breathable storage bag is ideal for storing your boat cover when not in use. Convenient draw cord with barrel lock keeps bag securely closed. Bag is roomy 30" x 36" to accommodate virtually any size boat cover.

**Order No. 61030.**



## Rope Ratchet.

No more fumbling with knots to secure your cover or elastic straps that come loose. The rope ratchet allows you to tighten your cover to proper tension then releases with a convenient thumb lever. Accommodates 1/4" rope which is standard of all Carver Custom Covers and many Specialty Boat Covers.

**Order No. 61020.**



## Universal Tire Covers.

Our Universal Tire Covers are a must for preventing weather-cracked spare trailer tires! Available in Performance Poly-Guard® and Sun-DURA® in your choice of colors to match your boat. Order today to start protecting your expensive spare! Each tire cover has 1/4" strong and durable shock cord in the hem for convenient and easy installation and removal. Recommended for storage only and available in five sizes for the best possible fit. **\*Customizable.**

P	S	FITS
TC12	TC12S	12" Tires
TC13	TC13S	13" Tires
TC14	TC14S	14" Tires
TC15	TC15S	15" Tires
TC16	TC16S	16" Tires



## Universal Tandem Tire Covers.

Protects dual trailer tires from harmful UV rays and environmental hazards. A must for off-season storage or times when your trailer is not in use for extended periods of time. Available in Performance Poly-Guard® and Sun-DURA® in your choice of colors to match your boat cover. Each cover has an attached heavy-duty strap with quick release buckle for securing the cover around the tires. **\*Customizable.**

P	S	LENGTH	FITS
TM14	TM14S	60"	14" Dual Tires
TM15	TM15S	62"	15" Dual Tires

**\* Dealers, these items are available customized with your 1-color logo. Low, 25-piece minimum and attractive pricing for maximum exposure for your dealership. Call us for more information on how to order from your distributor.**

Refer to our Boat Cover Fabrics on page 4 for available colors in Performance Poly-Guard® and Sun-DURA®.


## Universal Reversible Seat Covers.

Specially designed to protect reversible seats on center console style boats. Includes 1/4" strong and durable shock cord encased in the hem & heavy-duty attached adjustable strap system for a more customized fit. For storage only.

DIMENSIONS	P	S	A
40"H x 36"W x 19"D	84012P	84012S	84012A

Add the color code from pages 3-5 to complete your part number.

Example: 84012S-31 = Sun-DURA® Admiral Navy.




## Universal Center Console Covers.

Console covers provide protection for the console, electronic equipment and controls. Our new and improved design now accommodates the forward console seat. We've added a heavy-duty adjustable strap system for a more customized fit and heavy-duty shock cord in the hem to keep the cover securely in place. Available in all of our boat cover fabrics to match your boat cover (or your boat), as well as in Sunbrella® Acrylic for the widest variety of choices! For storage only.

Add the color code from pages 3-5 to complete your part number.


Example: 94002-5 = Sunbrella® Captains Navy.



SIZE	DIMENSIONS	POLY-FLEX	D	P	S	A
Small	40"D x 33"W x 36"H	53001	63001	84001	84001S	94001
Medium	45"D x 36"W x 46"H	53002	63002	84002	84002S	94002
Large	50"D x 40"W x 60"H	53003	63003	84003	84003S	94003

## Pontoon Console Covers.

SIZE	DIMENSIONS	P	S	A
Small	23"D x 32"W x 36"H	61062P	61062S	61062A
Medium	33"D x 32"W x 36"H	61063P	61063S	61063A
Large	33"D x 40"W x 36"H	61064P	61064S	61064A




## Universal Leaning Post Covers.

Specially designed to protect leaning posts (with or without seat back) on center console style boats. Includes 1/4" strong and durable shock cord encased in the hem & heavy-duty attached adjustable strap system for a more customized fit. For storage only.

DIMENSIONS	P	S	A
47"H x 41"W x 24"D	84013P	84013S	84013A

Add the color code from pages 3-5 to complete your part number.

Example: 84013S-31 = Sun-DURA® Admiral Navy.



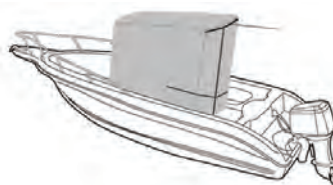


# BOAT COVER ACCESSORIES

## Universal T-Top Covers.

Accommodates VHF antennas, outrigger mounts, GPS and rod holders. Full zippered entry. Heavy-duty sewn-in adjustable strap system with double-adjust buckle for customized fit. Cover comes standard with two support poles. Available in Performance Poly-Guard® and Sun-DURA®. For storage only.

P	S	DIMENSIONS
900LG	900LGS	90"L x 66" W x 84" H
900XL	900XLS	108"L x 66" W x 84" H



Refer to our Boat Cover Fabrics on page 4 for available colors in Performance Poly-Guard® and Sun-DURA®.

## Universal Motor Covers.

Available in our primary fabrics to match your boat cover, our Universal Motor Covers are a great option if you are upgrading your motor or simply need a replacement motor cover. Each motor cover has 1/4" draw rope sewn into the hem for easy installation and snug fit. For storage only.

SIZE	D	P	S	A	LENGTH	HEIGHT	WIDTH
MC-5 HP	70000D	70000P	70000S	70000A	18"	10"	12"
MC-10 HP	70001D	70001P	70001S	70001A	20"	20"	14"
MC-40 HP	70002D	70002P	70002S	70002A	25"	18"	15"
MC-100 HP	70003D	70003P	70003S	70003A	25"	26"	19"
MC-150 HP	70005D	70005P	70005S	70005A	31"	29"	18"
MC-200 HP	70004D	70004P	70004S	70004A	30"	40"	24"
MC-250 HP	70006D	70006P	70006S	70006A	30"	40"	24"
MC-350 HP	70007D	70007P	70007S	70007A	41"	40"	26"



## Captain's Chair Cover.

Specially designed to protect a Captain's chair from harmful UV damage, dirt, and environmental hazards. Enjoy a clean seat each time the boat is used with this convenient accessory. Each cover has a durable 1/8" braided rope in the hem with cord lock for a secure fit. For storage only.

DIMENSIONS	P	S	A
32"H x 26"W x 25"D	61061P	61061S	61061A



## Fishing Chair Cover.

Specially designed to protect fishing chairs from harmful UV damage, dirt, and environmental hazards. Enjoy a clean seat each time the boat is used with this convenient accessory. Each cover has a durable 1/8" braided rope in the hem with cord lock for a secure fit. For storage only.

DIMENSIONS	P	S	A
15"H x 20"W x 20"D	61060P	61060S	61060A



## Power Pole & Talon Covers.

Universal power pole and talon covers are an excellent solution for protecting the finish and prolonging the original appearance of these costly anchoring devices. Slip-on design makes for quick and easy installation and removal. Attached strap system with heavy-duty buckle keeps the cover securely in place.

DESCRIPTION	P	S	A
Power Pole Cover - 4 ft.	6000-04P	6000-04S	6000-04A
Power Pole Cover - 6 ft.	6000-06P	6000-06S	6000-06A
Power Pole Cover - 8 ft.	6000-08P	6000-08S	6000-08A
Power Pole Cover - 10 ft.	6000-10P	6000-10S	6000-10A

DESCRIPTION	P	S	A
Talon Cover - 8 ft.	6010-08P	6010-08S	6010-08A
Talon Cover - 10 ft.	6010-10P	6010-10S	6010-10A
Talon Cover - 12 ft.	6010-12P	6010-12S	6010-12A



## Universal Boat Skirts.

Boat skirts protect the hull from UV damage and keep the gel coat and decals looking new. Helps protect from scratches and oxidation. Easy to install with 1-1/2" to 2" OD pipe insulation (not included). Simply insert into skirt pockets and tuck under hem of cover above the rub rail for a secure fit. Boat skirts are available in lengths from 18' to 30' and provide an additional 30" of side coverage for your boat. Sold in pairs for port and starboard side protection.

LENGTH	P	S	A
18'	64018P	64018S	64018A
19'	64019P	64019S	64019A
20'	64020P	64020S	64020A
21'	64021P	64021S	64021A
22'	64022P	64022S	64022A
23'	64023P	64023S	64023A
24'	64024P	64024S	64024A
25'	64025P	64025S	64025A
26'	64026P	64026S	64026A
27'	64027P	64027S	64027A
28'	64028P	64028S	64028A
29'	64029P	64029S	64029A
30'	64030P	64030S	64030A



To measure for a boat skirt, start at the tip of the bow and follow the curvature of the boat at the rub rail to the stern.

For storage only. Not recommended for trailering or mooring.

Add the color code for Performance Poly-Guard®, Sun-DURA® or Sunbrella® Acrylic from pages 3-5 to complete your part number.

Example: 60079A-5 = Sunbrella® Captains Navy.

## Universal Stern Skirts.

Protects the stern gel coat and swim platform from UV damage, bird droppings, and environmental debris. Easy to install with 1-1/2" to 2" OD pipe insulation (not included). Simply insert into skirt pockets and tuck under hem of cover above the rub rail for a secure fit. Stern skirt is 102" wide.

WIDTH	P	S	A
102"	65000P	65000S	65000A

For storage only. Not recommended for trailering or mooring. Other sizes available upon request.



## Universal Swim Platform Covers.

Available in all of our primary fabrics to match your boat cover, our Universal Swim Platform Cover is a great way to keep environmental stains, debris and dust off the swim platform. Essential for pesky bird droppings! Each cover has heavy-duty shock cord encased in the hem for a snug fit and a heavy-duty, sewn-in strap system for securing the cover to the platform. Easy to clean, fold and store. Cover fits platforms up to 79" wide at the stern, up to 69" wide at the outside edge of the platform and up to 33" deep.

**\*Customizable.**

ORDER No.	FABRIC
60079	Double Duck
60079P	Performance PolyGuard®
60079S	Sun-DURA®
60079A	Sunbrella® Acrylic

**\* Dealers, this item is available customized with your 1-color logo. Low, 25-piece minimum and attractive pricing for maximum exposure for your dealership. Call us for more information on how to order from your distributor.**



## 303 Fabric/Vinyl Cleaner.

Recommended by Sunbrella®. This product contains no soap, detergents or solvents. 303 Fabric and Vinyl Cleaner is your BEST choice for cleaning indoor and outdoor fabrics, upholstery, carpeting and vinyl. Perfect for cleaning boat covers and bimini top canvas. Non-toxic, biodegradable and rinses residue free. 32 oz. Trigger Sprayer. For general cleaning, use 4 oz. per 1 gallon of warm water.

**Order No. 61058.**



## 303 High Tech Fabric Guard.

Recommended by Sunbrella®. Powerful enough to protect fabrics in the harshest environment . . . outdoors. On outdoor fabrics, 303 High Tech Fabric Guard restores lost water repellency and stain repellency to factory new levels. Resists soiling, impedes mildew formation and helps protect against the sun's harmful UV rays. Proper maintenance with 303 products will add to the life of your boat cover or bimini top canvas, save you money and it's easy! 32 oz. Trigger Sprayer covers 150 to 200 square feet. **Order No. 61053.** Or buy the 303 Combo Kit which includes both the Fabric/Vinyl Cleaner and Fabric Guard. **Order No. 61057.**







# CARVER BIMINI TOPS

*THE BEAUTY,  
THE QUALITY,  
AND THE PROTECTION YOU NEED.*

## **All Carver bimini tops feature:**

- 7/8" heavy-wall anodized aluminum tubing.
- High grade domestic nylon fittings standard.
- Heavy-duty type 316 stainless steel snap hooks and eye straps.
- Stainless steel adjuster buckles and assembly fasteners.
- 100% marine-grade acrylic canvas binding.
- Heavy duty marine grade zipper on storage boot that won't corrode.
- Weather resistant anti-wick thread used throughout canvas construction.
- Professional stitching, no raw edges.
- Production in our own, state-of-the-art manufacturing facility in South Carolina.
- The best warranty in the business based on fabric selection. For warranty information by fabric, please visit the Warranty Information page of our website, [www.carvercovers.com](http://www.carvercovers.com).

**Don't be fooled!** Other bimini tops on the market may be lower in price, but beware of inferior construction. Never purchase a bimini top with wire hooks or plastic eye straps! These are key stress points that require quality fittings to prevent your top from failing. *All Carver bimini tops are available in a selection of carefully engineered fabrics to provide protection in a wide variety of colors to compliment your boat.*

Our Online **Find Your Cover tool** helps take the guesswork out of choosing the right part number for your bimini top. Over 30 years of developing patterns for a vast array of boat manufacturers and model years has enabled us to create the most comprehensive database of bimini tops for boats ranging from model year 1958 to present. We currently have hundreds of thousands of pattern applications in a variety of fabrics and colors to give you the most extensive selection available anywhere!



## HOW TO ORDER CARVER BIMINI TOPS

*Carver offers three options for purchasing bimini tops:*

1. Complete Bimini Top Kit, Ready to Assemble - Includes canvas, boot and frame in one UPS-able package with detailed assembly instructions.
2. Complete Bimini Top Kit, Ready to Install - Includes canvas, boot and frame completely assembled. Truck shipment only.
3. Dealers Choice - Keep more canvas colors on your shelves and spend less on your total inventory with our separate item ordering system. Order as many canvas colors as you'd like with as few frames as you need for the most flexible inventory. All separate orders can be shipped UPS.



# WE KNOW QUALITY.

### ALL BIMINI TOP CANVAS ORDERS INCLUDE:

- Bimini Top fabric & storage boot in matching fabric.
- Instructions for easy installation.
- Heavy duty zipper on storage boot won't corrode.
- Sewn to custom fit Carver frame.
- 100% acrylic marine grade binding.
- Center bow adjustment straps for adjusting crown.
- Limited warranty.

### ALL ROUND TUBE 3-BOW FRAME ORDERS INCLUDE:

- High grade black nylon fittings with stainless steel assembly fasteners.
- 7/8" heavy wall anodized round aluminum tubing.
- Double-walled main bow on all tops for added strength and durability.
- Heavy nickel-plated brass snap hooks.
- All mounting hardware included. Universal mounts are standard on every Carver frame.
- Four heavy-duty hold-down straps.
- Instructions for easy installation.

**NEED  
STAINLESS  
STEEL?**

**ORDERING IS EASY!**

Most Carver round tube frames, both "ready-to-assemble" (UPS-able) and "ready-to-install" (fully assembled, ships by truck) are available with the following upgrades:

- Replace nylon fittings with Stainless Steel fittings by simply adding "(SS)" to your part number! EXAMPLE: A5475UB(SS)-4
- Replace aluminum frame and nylon fittings with Stainless Steel frame and Stainless Steel fittings by simply adding "S" to your part number! EXAMPLE: A5475SUB-4.



# BIMINI TOP FABRICS

At Carver, we use only the highest grade marine fabrics and components available. Years of extensive testing and our never-ending quest for new technology make our fabric offerings the finest available anywhere.

Before making your final selection, please consider these important tips:

Carver offers only breathable fabrics for the well-being of your boat and its interior. Don't be fooled. Waterproof materials do not allow interior moisture to escape which promotes the growth of mold and mildew under the boat cover causing potential damage to your seating, flooring and instrumentation. Carver boat cover fabrics are treated with the latest technologies in water repellency in a range of Superior to Good, to keep your boat healthy and happy. We also recommend light colors (\*) to best deflect the sun, keeping the interior of your boat as cool as possible. *Warranty information for each fabric can be found at [www.carvercovers.com](http://www.carvercovers.com) in the Customer Care menu.*

FABRIC/GRADE	FEATURES	COLORS	
--------------	----------	--------	--



We proudly manufacture our bimini tops with solution dyed acrylic marine fabric from Sunbrella®, a registered trademark of Glen Raven Inc.

100% Solution Dyed Marine Acrylic, 9.25 oz. Highly UV and mildew resistant. Excellent resistance to fading and rot. Extremely water repellent. Excellent sun blockage. Endorsed by the American Cancer Society and the Skin Cancer Foundation. (10 Year Warranty). Made in USA.



Capri No. 25

	Charcoal No. 1		Linen* No. 12
	Jet Black No. 2		Logo Red No. 20
	Persian Green No. 3		Forest Green No. 15
	Pacific Blue No. 4		Toast* No. 16
	Captains Navy No. 5		Aquamarine No. 17
	Jockey Red No. 7		Silver* No. 21
	Burgundy No. 8		Ocean Blue No. 28
	Royal Blue No. 9		Marine Blue No. 30
	Cadet Gray* No. 10		Sunflower No. 35
	Mediterranean Blue No. 18		Natural* No. 40
	Aruba No. 26		Concord No. 24
	Capri No. 25		Orange No. 23

Over 50 additional colors available by special order, surcharge may apply.

Learn more about Carver's fabric and color options at [www.carvercovers.com](http://www.carvercovers.com).

# BIMINI TOP FABRICS

## FABRIC/GRADE

## FEATURES


## COLORS

### Sun-DURA®

(EXCELLENT)

Sun-DURA® and Performance Poly-Guard® are registered trademarks of Carver by Covercraft Industries, LLC.

100% Solution Dyed Polyester means Sun-DURA® colors are part of the polyester fiber itself, rather than the dye adhering only to the surface of the fibers. 7 oz. marine grade polyester that offers superior resistance to harmful UV rays, fading, mildew, tearing and overall wear-and-tear. Extremely water repellent. Excellent sun blockage. Made in USA and imported. (7 Year Warranty).



### Performance Poly-Guard®

(EXCELLENT)

Camouflage Bimini Tops come standard with a matte black aluminum frame.

100% Marine-grade polyester. Highest tear strength available. 8 oz, strong and durable. UV and mildew resistant. Excellent resistance to fading. Extremely water repellent. Excellent sun blockage. (5 Year Warranty). Made in USA.



Mossy Oak is a trademark used under license from Haas Outdoors, Inc. by Carver by Covercraft Industries, LLC. Official licensed product of Haas Outdoors, Inc., West Point, MS 39773.

### White Vinyl

(EXCELLENT)

Weatherproof Vinyl 14 oz with charcoal denim backing. Waterproof, all-weather finish. Resistant to dirt, grease and mildew. Excellent sun blockage. Easy to handle, fold and store. Made in USA. (5 Year Warranty)



### Double Duck

(GOOD)

65% Polyester / 35% Cotton Oxford Weave 11 oz, tight weave for durability. Double-applied water repellent, UV and mildew resistant finish. Good sun blockage. Made in USA. (3 Year Warranty)





# 5'6" ROUND TUBE BIMINI TOPS

## 2 BOW ROUND TUBE BIMINI TOPS. TOP HEIGHT: 42" TOP LENGTH: 5'6"

### Ideal for:

- **V-Hull Fishing Boats**
- **Jon Style Bass Boats**
- **Open Jon Boats**
- **Inflatable Boats**



### COMPLETE TOP KIT, READY TO ASSEMBLE - UPSable

FITS WIDTHS	D	V	PG	S	A
47" to 53"	D4247U	V4247U	PG4247U	S4247U	A4247U
53" to 62"	D4257U	V4257U	PG4257U	S4257U	A4257U
63" to 73"	D4267U	V4267U	PG4267U	S4267U	A4267U
74" to 84"	D4278U	V4278U	PG4278U	S4278U	A4278U

**NEED MOUNTING HARDWARE  
FOR YOUR INFLATABLE BOAT?  
SEE PAGE 75 FOR ORDERING  
INFORMATION!**

### COMPLETE TOP KIT, FULLY-ASSEMBLED - Ships by Truck

FITS WIDTHS	D	V	PG	S	A
47" to 53"	D4247T	V4247T	PG4247T	S4247T	A4247T
53" to 62"	D4257T	V4257T	PG4257T	S4257T	A4257T
63" to 73"	D4267T	V4267T	PG4267T	S4267T	A4267T
74" to 84"	D4278T	V4278T	PG4278T	S4278T	A4278T



**Note: Storage Boot sold separately. See page 75 for Storage Boot Part Numbers.**

Add color code from pages 52-53 to complete your number.

Example: S4267U-14 =  
Sun-DURA® Cobalt Blue





# 5' ROUND TUBE BIMINI TOPS

## 3 BOW ROUND TUBE BIMINI TOPS.

**TOP HEIGHT: 30"**

**TOP LENGTH: 5'**

### Ideal for:

- **Tournament Ski Boats**
- **V-Hull**
- **Runabout Boats**
- **Ski Boats**



### COMPLETE TOP KIT, READY TO ASSEMBLE - UPSable Matching Storage Boot Included

FITS WIDTHS	D	V	PG	S	A
61" to 66"	D3063UB	V3063UB	PG3063UB	S3063UB	A3063UB
67" to 72"	D3069UB	V3069UB	PG3069UB	S3069UB	A3069UB
73" to 78"	D3075UB	V3075UB	PG3075UB	S3075UB	A3075UB
79" to 84"	D3081UB	V3081UB	PG3081UB	S3081UB	A3081UB
85" to 90"	D3087UB	V3087UB	PG3087UB	S3087UB	A3087UB

### COMPLETE TOP KIT, FULLY-ASSEMBLED - Ships by Truck Matching Storage Boot Included

FITS WIDTHS	D	V	PG	S	A
61" to 66"	D3063TB	V3063TB	PG3063TB	S3063TB	A3063TB
67" to 72"	D3069TB	V3069TB	PG3069TB	S3069TB	A3069TB
73" to 78"	D3075TB	V3075TB	PG3075TB	S3075TB	A3075TB
79" to 84"	D3081TB	V3081TB	PG3081TB	S3081TB	A3081TB
85" to 90"	D3087TB	V3087TB	PG3087TB	S3087TB	A3087TB

Add Poly-Guard®, Sun-DURA® or Acrylic Color Code from Page 52-53 to complete your part number.

Example: A3075TB-4 = Acrylic Pacific Blue

**Double Duck**

Order "D"

**Performance Poly-Guard®**

Order "PG"

**Sun-DURA®**

Order "S"

**sunbrella®**

Order "A"

**White Vinyl**

Order "V"

# 6' ROUND TUBE BIMINI TOPS

## 3 BOW ROUND TUBE BIMINI TOPS.

**TOP HEIGHT: 30"/35" TOP LENGTH: 6'**

Note: 35" high frame can easily be cut down to as low as 30" for a sleek, low-profile appearance.

**Ideal for:**

- **Tournament Ski Boats**
- **V-Hull Runabout Boats**
- **Ski Boats**



Note: For the benefit of our stocking dealers, we offer this series with frames that can be easily cut down from 35" to 30". This enables our dealers to stock fewer frames and an assortment of canvases that will fit either height frame for the most flexible inventory. If you are seeking an out-of-factory 30" or 36" bimini top, please refer to the charts on page 55 and 58.

## SEPARATE FABRIC & FRAME SERIES FOR FLEXIBLE INVENTORY

Matching Storage Boot Included with Each Canvas

Fits Widths	UPS-ABLE FRAME ONLY	Separate Canvas and Boot Only			
		WV	PG	S	A
61" to 66"	55101	101WV	101PG	101S	101A
67" to 72"	55102	102WV	102PG	102S	102A
73" to 78"	55103	103WV	103PG	103S	103A
79" to 84"	55104	104WV	104PG	104S	104A
85" to 90"	55105	105WV	105PG	105S	105A

## COMPLETE TOP KIT, Ready-to-ASSEMBLE - UPSable Matching Storage Boot Included

FITS WIDTHS	D	V	PG	S	A
61" to 66"	D3563UB	V3563UB	PG3563UB	S3563UB	A3563UB
67" to 72"	D3569UB	V3569UB	PG3569UB	S3569UB	A3569UB
73" to 78"	D3575UB	V3575UB	PG3575UB	S3575UB	A3575UB
79" to 84"	D3581UB	V3581UB	PG3581UB	S3581UB	A3581UB
85" to 90"	D3587UB	V3587UB	PG3587UB	S3587UB	A3587UB
91" to 96"	D3593UB	V3593UB	PG3593UB	S3593UB	A3593UB

## COMPLETE TOP KIT, FULLY-ASSEMBLED - Ships by Truck Matching Storage Boot Included

FITS WIDTH	D	V	PG	S	A
61" to 66"	D3563TB	V3563TB	PG3563TB	S3563TB	A3563TB
67" to 72"	D3569TB	V3569TB	PG3569TB	S3569TB	A3569TB
73" to 78"	D3575TB	V3575TB	PG3575TB	S3575TB	A3575TB
79" to 84"	D3581TB	V3581TB	PG3581TB	S3581TB	A3581TB
85" to 90"	D3587TB	V3587TB	PG3587TB	S3587TB	A3587TB
91" to 96"	D3593TB	V3593TB	PG3593TB	S3593TB	A3593TB

Upgrade to Stainless Steel Fittings by adding (SS) to your part number.

Examples: A3575TB(SS)-4 for Truck Shipment or A3575UB(SS)-4 for UPS Shipment.

Upgrade to a complete Stainless Steel Frame with Stainless Steel Fittings by adding "S" to your part number.

Examples: A3575SB-4 for Truck Shipment or A3575SUB-4 for UPS Shipment.

# 6' ROUND TUBE BIMINI TOPS

## 3 BOW ROUND TUBE BIMINI TOPS.

### TOP HEIGHT: 36"/46" TOP LENGTH: 6'

Note: For the benefit of our stocking dealers, we offer this series with frames that can be easily cut down from 46" to 36". This enables our dealers to stock fewer frames and an assortment of canvases that will fit either height frame for the most flexible inventory. If you are seeking an out-of-factory 36" or 46" high bimini top, please refer to the individual 36" or 46" high Full Top Kit bimini top charts on pages 58 and 59.

## SEPARATE FABRIC & FRAME SERIES FOR FLEXIBLE INVENTORY

Matching Storage Boot Included with Each Canvas

Fits Widths	UPS-ABLE FRAME ONLY	Separate Canvas and Boot Only			
		WV	PG	S	A
54" to 60"	55600	600WV	600PG	600S	600A
61" to 66"	55601	601WV	601PG	601S	601A
67" to 72"	55602	602WV	602PG	602S	602A
73" to 78"	55603	603WV	603PG	603S	603A
79" to 84"	55604	604WV	604PG	604S	604A
85" to 90"	55605	605WV	605PG	605S	605A
91" to 96"	55606	606WV	606PG	606S	606A



### 36" high bimini tops are ideal for:

- Day Cruisers
- V-Hull Runabout boats
- Tri-Hull Boats
- Cuddy Cabin Boats
- Walk-Around Cuddy Cabin Boats



### 46" high bimini tops are ideal for:

- Day Cruisers
- Cuddy Cabin Boats
- Bass Boats
- Fish & Ski Boats
- V-Hull Fishing Boats w/side console & walk-thru windshield
- Walk Around Cuddy Boats
- Whaler Style Boats

Add Poly-Guard®, Sun-DURA® or Acrylic Color Code from Page 52-53 to complete your part number.

Example: 603A-4 = Acrylic Pacific Blue

**Double Duck**

Order "D"

**Performance Poly-Guard®**

Order "PG"

**Sun-DURA®**

Order "S"

**sunbrella®**

Order "A"

**White Vinyl**

Order "V"



# 6' ROUND TUBE BIMINI TOPS

## 3 BOW ROUND TUBE BIMINI TOPS. TOP HEIGHT: 36" TOP LENGTH: 6'

Ideal for:

- V-Hull Runabout Boats
- Tri-Hull Boats
- Cuddy Cabin Boats
- Walk-Around Cuddy Cabin Boats



### COMPLETE TOP KIT, Ready-to-ASSEMBLE - UPSable Matching Storage Boot Included

FITS WIDTHS	D	V	PG	S	A
54" to 60"	D3657UB	V3657UB	PG3657UB	S3657UB	A3657UB
61" to 66"	D3663UB	V3663UB	PG3663UB	S3663UB	A3663UB
67" to 72"	D3669UB	V3669UB	PG3669UB	S3669UB	A3669UB
73" to 78"	D3675UB	V3675UB	PG3675UB	S3675UB	A3675UB
79" to 84"	D3681UB	V3681UB	PG3681UB	S3681UB	A3681UB
85" to 90"	D3687UB	V3687UB	PG3687UB	S3687UB	A3687UB
91" to 96"	D3693UB	V3693UB	PG3693UB	S3693UB	A3693UB
97" to 103"	D3699UB	V3699UB	PG3699UB	S3699UB	A3699UB

### COMPLETE TOP KIT, FULLY-ASSEMBLED - Ships by Truck Matching Storage Boot Included

FITS WIDTHS	D	V	PG	S	A
54" to 60"	D3657TB	V3657TB	PG3657TB	S3657TB	A3657TB
61" to 66"	D3663TB	V3663TB	PG3663TB	S3663TB	A3663TB
67" to 72"	D3669TB	V3669TB	PG3669TB	S3669TB	A3669TB
73" to 78"	D3675TB	V3675TB	PG3675TB	S3675TB	A3675TB
79" to 84"	D3681TB	V3681TB	PG3681TB	S3681TB	A3681TB
85" to 90"	D3687TB	V3687TB	PG3687TB	S3687TB	A3687TB
91" to 96"	D3693TB	V3693TB	PG3693TB	S3693TB	A3693TB
97" to 103"	D3699TB	V3699TB	PG3699TB	S3699TB	A3699TB

Upgrade to Stainless Steel Fittings by adding (SS) to your part number.

Examples: A3681TB(SS)-4 for Truck Shipment or A3681UB(SS)-4 for UPS Shipment.

Upgrade to a complete Stainless Steel Frame with Stainless Steel Fittings by adding "S" to your part number.

Examples: A3681SB-4 for Truck Shipment or A3681SUB-4 for UPS Shipment.

Add Poly-Guard®, Sun-DURA® or Acrylic Color

Example: A3675TB-4 = Acrylic Pacific Blue

Code from Page 52-53 to complete your  
part number.

**Double  
Duck**

Order "D"

**Performance  
Poly-Guard®**

Order "PG"

**Sun-DURA®**

Order "S"

**sunbrella®**

Order "A"

**White  
Vinyl**

Order "V"

# 6' ROUND TUBE BIMINI TOPS

## 3 BOW ROUND TUBE BIMINI TOPS. TOP HEIGHT: 46" TOP LENGTH: 6'

### Ideal for:

- Day Cruisers
- Cuddy Cabin Boats
- Bass Boats
- Fish & Ski Boats
- V-Hull Fishing Boats w/side console & walk-thru windshield
- Walk-Around Cuddy Boats
- Whaler Styler Boats



### COMPLETE TOP KIT, Ready-to-ASSEMBLE - UPSable Matching Storage Boot Included

FITS WIDTHS	D	V	PG	S	A
61" to 66"	D4663UB	V4663UB	PG4663UB	S4663UB	A4663UB
67" to 72"	D4669UB	V4669UB	PG4669UB	S4669UB	A4669UB
73" to 78"	D4675UB	V4675UB	PG4675UB	S4675UB	A4675UB
79" to 84"	D4681UB	V4681UB	PG4681UB	S4681UB	A4681UB
85" to 90"	D4687UB	V4687UB	PG4687UB	S4687UB	A4687UB
91" to 96"	D4693UB	V4693UB	PG4693UB	S4693UB	A4693UB

### COMPLETE TOP KIT, FULLY-ASSEMBLED - Ships by Truck Matching Storage Boot Included

FITS WIDTHS	D	V	PG	S	A
54" to 60"	D4657TB	V4657TB	PG4657TB	S4657TB	A4657TB
61" to 66"	D4663TB	V4663TB	PG4663TB	S4663TB	A4663TB
67" to 72"	D4669TB	V4669TB	PG4669TB	S4669TB	A4669TB
73" to 78"	D4675TB	V4675TB	PG4675TB	S4675TB	A4675TB
79" to 84"	D4681TB	V4681TB	PG4681TB	S4681TB	A4681TB
85" to 90"	D4687TB	V4687TB	PG4687TB	S4687TB	A4687TB
91" to 96"	D4693TB	V4693TB	PG4693TB	S4693TB	A4693TB

Upgrade to Stainless Steel Fittings by adding (SS) to your part number.

Examples: A4675TB(SS)-4 for Truck Shipment or A4675UB(SS)-4 for UPS Shipment.

Upgrade to a complete Stainless Steel Frame with Stainless Steel Fittings by adding "S" to your part number.

Examples: A4675SB-4 for Truck Shipment or A4675SUB-4 for UPS Shipment.

Add Poly-Guard®, Sun-DURA® or Acrylic Color  
Code from Page 52-53 to complete your  
part number.

Example: A4675TB-4 = Acrylic Pacific Blue

**Double  
Duck**

Order "D"

**Performance  
Poly-Guard®**

Order "PG"

**Sun-DURA®**

Order "S"

**sunbrella®**

Order "A"

**White  
Vinyl**

Order "V"

# 6' ROUND TUBE BIMINI TOPS

## 3 BOW ROUND TUBE BIMINI TOPS. TOP HEIGHT: 54" TOP LENGTH: 6'

### Ideal for:

- Center Console Fishing Boats
- Whaler Style Boats
- Center Console Bay Style Boats



### SEPARATE FABRIC & FRAME SERIES FOR FLEXIBLE INVENTORY

#### Matching Storage Boot Included with Each Canvas

Fits Widths	UPS-ABLE	Separate Canvas and Boot Only			
	FRAME ONLY	WV	PG	S	A
54" to 60"	55400	400WV	400PG	400S	400A
61" to 66"	55401	401WV	401PG	401S	401A
67" to 72"	55402	402WV	402PG	402S	402A
73" to 78"	55403	403WV	403PG	403S	403A
79" to 84"	55404	404WV	404PG	404S	404A
85" to 90"	55405	405WV	405PG	405S	405A
91" to 96"	55406	406WV	406PG	406S	406A
97" to 103"	55407	407WV	407PG	407S	407A

### COMPLETE TOP KIT, Ready-to-ASSEMBLE - UPSable

#### Matching Storage Boot Included

FITS WIDTHS	D	V	PG	S	A
54" to 60"	D5457UB	V5457UB	PG5457UB	S5457UB	A5457UB
61" to 66"	D5463UB	V5463UB	PG5463UB	S5463UB	A5463UB
67" to 72"	D5469UB	V5469UB	PG5469UB	S5469UB	A5469UB
73" to 78"	D5475UB	V5475UB	PG5475UB	S5475UB	A5475UB
79" to 84"	D5481UB	V5481UB	PG5481UB	S5481UB	A5481UB
85" to 90"	D5487UB	V5487UB	PG5487UB	S5487UB	A5487UB
91" to 96"	D5493UB	V5493UB	PG5493UB	S5493UB	A5493UB
97" to 103"	D5499UB	V5499UB	PG5499UB	S5499UB	A5499UB

### COMPLETE TOP KIT, FULLY-ASSEMBLED - Ships by Truck

#### Matching Storage Boot Included

FITS WIDTH	D	V	PG	S	A
54" to 60"	D5457TB	V5457TB	PG5457TB	S5457TB	A5457TB
61" to 66"	D5463TB	V5463TB	PG5463TB	S5463TB	A5463TB
67" to 72"	D5469TB	V5469TB	PG5469TB	S5469TB	A5469TB
73" to 78"	D5475TB	V5475TB	PG5475TB	S5475TB	A5475TB
79" to 84"	D5481TB	V5481TB	PG5481TB	S5481TB	A5481TB
85" to 90"	D5487TB	V5487TB	PG5487TB	S5487TB	A5487TB
91" to 96"	D5493TB	V5493TB	PG5493TB	S5493TB	A5493TB
97" to 103"	D5499TB	V5499TB	PG5499TB	S5499TB	A5499TB

Upgrade to Stainless Steel Fittings by adding (SS) to your part number.

Examples: A5475TB(SS)-4 for Truck Shipment or A5475UB(SS)-4 for UPS Shipment.

Upgrade to a complete Stainless Steel Frame with Stainless Steel Fittings by adding "S" to your part number.

Examples: A5475SB-4 for Truck Shipment or A5475SUB-4 for UPS Shipment.



# 6' ROUND TUBE BIMINI TOPS

## 3 BOW ROUND TUBE BIMINI TOPS.

Top Height: 60" Top Length: 6'

### Ideal for:

- Bay Style Fishing Boats
- Whaler Style Boats



### COMPLETE TOP KIT, Ready-to-ASSEMBLE - UPSable Matching Storage Boot Included

FITS WIDTHS	D	V	PG	S	A
54" to 60"	D6057UB	V6057UB	PG6057UB	S6057UB	A6057UB
61" to 66"	D6063UB	V6063UB	PG6063UB	S6063UB	A6063UB
67" to 72"	D6069UB	V6069UB	PG6069UB	S6069UB	A6069UB
73" to 78"	D6075UB	V6075UB	PG6075UB	S6075UB	A6075UB
79" to 84"	D6081UB	V6081UB	PG6081UB	S6081UB	A6081UB
85" to 90"	D6087UB	V6087UB	PG6087UB	S6087UB	A6087UB
91" to 96"	D6093UB	V6093UB	PG6093UB	S6093UB	A6093UB
97" to 103"	D6099UB	V6099UB	PG6099UB	S6099UB	A6099UB

### COMPLETE TOP KIT, FULLY-ASSEMBLED - Ships by Truck Matching Storage Boot Included

FITS WIDTH	D	V	PG	S	A
54" to 60"	D6057TB	V6057TB	PG6057TB	S6057TB	A6057TB
61" to 66"	D6063TB	V6063TB	PG6063TB	S6063TB	A6063TB
67" to 72"	D6069TB	V6069TB	PG6069TB	S6069TB	A6069TB
73" to 78"	D6075TB	V6075TB	PG6075TB	S6075TB	A6075TB
79" to 84"	D6081TB	V6081TB	PG6081TB	S6081TB	A6081TB
85" to 90"	D6087TB	V6087TB	PG6087TB	S6087TB	A6087TB
91" to 96"	D6093TB	V6093TB	PG6093TB	S6093TB	A6093TB
97" to 103"	D6099TB	V6099TB	PG6099TB	S6099TB	A6099TB

Upgrade to Stainless Steel Fittings by adding (SS) to your part number.

Examples: A6081TB(SS)-4 for Truck Shipment or A6081UB(SS)-4 for UPS Shipment.

Upgrade to a complete Stainless Steel Frame with Stainless Steel Fittings by adding "S" to your part number.

Examples: A6081SB-4 for Truck Shipment or A6081SUB-4 for UPS Shipment.

Add Poly-Guard®, Sun-DURA® or Acrylic Color  
Code from Page 52-53 to complete your  
part number.

Example: A6075TB-4 = Acrylic Pacific Blue

**Double  
Duck**

Order "D"

**Performance  
Poly-Guard®**

Order "PG"

**Sun-DURA®**

Order "S"

**sunbrella®**

Order "A"

**White  
Vinyl**

Order "V"

# 8' ROUND TUBE BIMINI TOPS

## 4 BOW ROUND TUBE BIMINI TOPS. TOP HEIGHT: 36" TOP LENGTH: 8'

### Ideal for:

- Cuddy Cabin Boats
- Performance Style Boats
- V-Hull Runabout Boats

*By popular demand, a sleek low top with a full 8-foot long canvas to protect the entire family!*



### COMPLETE TOP KIT, Ready-to-ASSEMBLE - UPSable Matching Storage Boot Included

FITS WIDTHS	D	V	PG	S	A
61" to 66"	4D3663UB	4V3663UB	4PG3663UB	4S3663UB	4A3663UB
67" to 72"	4D3669UB	4V3669UB	4PG3669UB	4S3669UB	4A3669UB
73" to 78"	4D3675UB	4V3675UB	4PG3675UB	4S3675UB	4A3675UB
79" to 84"	4D3681UB	4V3681UB	4PG3681UB	4S3681UB	4A3681UB
85" to 90"	4D3687UB	4V3687UB	4PG3687UB	4S3687UB	4A3687UB
91" to 96"	4D3693UB	4V3693UB	4PG3693UB	4S3693UB	4A3693UB

### COMPLETE TOP KIT, FULLY-ASSEMBLED - Ships by Truck Matching Storage Boot Included

FITS WIDTH	D	V	PG	S	A
61" to 66"	4D3663TB	4V3663TB	4PG3663TB	4S3663TB	4A3663TB
67" to 72"	4D3669TB	4V3669TB	4PG3669TB	4S3669TB	4A3669TB
73" to 78"	4D3675TB	4V3675TB	4PG3675TB	4S3675TB	4A3675TB
79" to 84"	4D3681TB	4V3681TB	4PG3681TB	4S3681TB	4A3681TB
85" to 90"	4D3687TB	4V3687TB	4PG3687TB	4S3687TB	4A3687TB
91" to 96"	4D3693TB	4V3693TB	4PG3693TB	4S3693TB	4A3693TB

Upgrade to Stainless Steel Fittings by adding (SS) to your part number.

Examples: 4A3675TB(SS)-4 for Truck Shipment or 4A3675UB(SS)-4 for UPS Shipment.

Upgrade to a complete Stainless Steel Frame with Stainless Steel Fittings by adding "S" to your part number.

Examples: 4A3675SB-4 for Truck Shipment or 4A3675SUB-4 for UPS Shipment.

Add Poly-Guard®, Sun-DURA® or Acrylic Color

Example: 4A3675TB-4 = Acrylic Pacific Blue

Code from Page 52-53 to complete your part number.

**Double Duck**

Order "D"

**Performance Poly-Guard®**

Order "PG"

**Sun-DURA®**

Order "S"

**sunbrella®**

Order "A"

**White Vinyl**

Order "V"

# 8' ROUND TUBE BIMINI TOPS

## 4 BOW ROUND TUBE BIMINI TOPS. TOP HEIGHT: 48" TOP LENGTH: 8'

### Ideal for:

- Center Console Bay Style Boats
- Center Console Fishing Boats
- Deck Boats



### COMPLETE TOP KIT, Ready-to-ASSEMBLE - UPSable Matching Storage Boot Included

FITS WIDTHS	D	V	PG	S	A
67" to 72"	D4869UB	V4869UB	PG4869UB	S4869UB	A4869UB
73" to 78"	D4875UB	V4875UB	PG4875UB	S4875UB	A4875UB
79" to 84"	D4881UB	V4881UB	PG4881UB	S4881UB	A4881UB
85" to 90"	D4887UB	V4887UB	PG4887UB	S4887UB	A4887UB
91" to 96"	D4893UB	V4893UB	PG4893UB	S4893UB	A4893UB
97" to 103"	D4899UB	V4899UB	PG4899UB	S4899UB	A4899UB

### COMPLETE TOP KIT, FULLY-ASSEMBLED - Ships by Truck Matching Storage Boot Included

FITS WIDTH	D	V	PG	S	A
67" to 72"	D4869TB	V4869TB	PG4869TB	S4869TB	A4869TB
73" to 78"	D4875TB	V4875TB	PG4875TB	S4875TB	A4875TB
79" to 84"	D4881TB	V4881TB	PG4881TB	S4881TB	A4881TB
85" to 90"	D4887TB	V4887TB	PG4887TB	S4887TB	A4887TB
91" to 96"	D4893TB	V4893TB	PG4893TB	S4893TB	A4893TB
97" to 103"	D4899TB	V4899TB	PG4899TB	S4899TB	A4899TB

Upgrade to Stainless Steel Fittings by adding (SS) to your part number.

Examples: A4887TB(SS)-4 for Truck Shipment or A4887UB(SS)-4 for UPS Shipment.

Upgrade to a complete Stainless Steel Frame with Stainless Steel Fittings by adding "S" to your part number.

Examples: A4887SB-4 for Truck Shipment or A4887SUB-4 for UPS Shipment.

Add Poly-Guard®, Sun-DURA® or Acrylic Color  
Code from Page 52-53 to complete your  
part number.

Example: A4875TB-4 = Acrylic Pacific Blue

**Double Duck**

Order "D"

**Performance Poly-Guard®**

Order "PG"

**Sun-DURA®**

Order "S"

**sunbrella®**

Order "A"

**White Vinyl**

Order "V"



# 8' ROUND TUBE BIMINI TOPS

## 4 BOW ROUND TUBE BIMINI TOPS. TOP HEIGHT: 54" TOP LENGTH: 8'

### Ideal for:

- Center Console Bay Style Boats
- Center Console Fishing Boats



### COMPLETE TOP KIT, Ready-to-ASSEMBLE - UPSable Matching Storage Boot Included

FITS WIDTHS	D	V	PG	S	A
67" to 72"	4D5469UB	4V5469UB	4PG5469UB	4S5469UB	4A5469UB
73" to 78"	4D5475UB	4V5475UB	4PG5475UB	4S5475UB	4A5475UB
79" to 84"	4D5481UB	4V5481UB	4PG5481UB	4S5481UB	4A5481UB
85" to 90"	4D5487UB	4V5487UB	4PG5487UB	4S5487UB	4A5487UB
91" to 96"	4D5493UB	4V5493UB	4PG5493UB	4S5493UB	4A5493UB
97" to 103"	4D5499UB	4V5499UB	4PG5499UB	4S5499UB	4A5499UB

### COMPLETE TOP KIT, FULLY-ASSEMBLED - Ships by Truck Matching Storage Boot Included

FITS WIDTH	D	V	PG	S	A
67" to 72"	4D5469TB	4V5469TB	4PG5469TB	4S5469TB	4A5469TB
73" to 78"	4D5475TB	4V5475TB	4PG5475TB	4S5475TB	4A5475TB
79" to 84"	4D5481TB	4V5481TB	4PG5481TB	4S5481TB	4A5481TB
85" to 90"	4D5487TB	4V5487TB	4PG5487TB	4S5487TB	4A5487TB
91" to 96"	4D5493TB	4V5493TB	4PG5493TB	4S5493TB	4A5493TB
97" to 103"	4D5499TB	4V5499TB	4PG5499TB	4S5499TB	4A5499TB

Upgrade to Stainless Steel Fittings by adding (SS) to your part number.

Examples: 4A5487TB(SS)-4 for Truck Shipment or 4A5487UB(SS)-4 for UPS Shipment.

Upgrade to a complete Stainless Steel Frame with Stainless Steel Fittings by adding "S" to your part number.

Examples: 4A5487SB-4 for Truck Shipment or 4A5487SUB-4 for UPS Shipment.

Add Poly-Guard®, Sun-DURA® or Acrylic Color  
Code from Page 52-53 to complete your  
part number.

Example: 4A5475TB-4 = Acrylic Pacific Blue

**Double  
Duck**

Order "D"

**Performance  
Poly-Guard®**

Order "PG"

**Sun-DURA®**

Order "S"

**sunbrella®**

Order "A"

**White  
Vinyl**

Order "V"

# 8' ROUND TUBE BIMINI TOPS

## 4 BOW ROUND TUBE BIMINI TOPS.

TOP HEIGHT: 60" TOP LENGTH: 8'

### Ideal for:

- Center Console Bay Style Boats
- Center Console Fishing Boats
- Deck Boats



### COMPLETE TOP KIT, Ready-to-ASSEMBLE - UPSable Matching Storage Boot Included

FITS WIDTHS	D	V	PG	S	A
67" to 72"	4D6069UB	4V6069UB	4PG6069UB	4S6069UB	4A6069UB
73" to 78"	4D6075UB	4V6075UB	4PG6075UB	4S6075UB	4A6075UB
79" to 84"	4D6081UB	4V6081UB	4PG6081UB	4S6081UB	4A6081UB
85" to 90"	4D6087UB	4V6087UB	4PG6087UB	4S6087UB	4A6087UB
91" to 96"	4D6093UB	4V6093UB	4PG6093UB	4S6093UB	4A6093UB
97" to 103"	4D6099UB	4V6099UB	4PG6099UB	4S6099UB	4A6099UB

### COMPLETE TOP KIT, FULLY-ASSEMBLED - Ships by Truck Matching Storage Boot Included

FITS WIDTH	D	V	PG	S	A
67" to 72"	4D6069TB	4V6069TB	4PG6069TB	4S6069TB	4A6069TB
73" to 78"	4D6075TB	4V6075TB	4PG6075TB	4S6075TB	4A6075TB
79" to 84"	4D6081TB	4V6081TB	4PG6081TB	4S6081TB	4A6081TB
85" to 90"	4D6087TB	4V6087TB	4PG6087TB	4S6087TB	4A6087TB
91" to 96"	4D6093TB	4V6093TB	4PG6093TB	4S6093TB	4A6093TB
97" to 103"	4D6099TB	4V6099TB	4PG6099TB	4S6099TB	4A6099TB

Upgrade to Stainless Steel Fittings by adding (SS) to your part number.

Examples: 4A6075TB(SS)-4 for Truck Shipment or 4A6075UB(SS)-4 for UPS Shipment.

Upgrade to a complete Stainless Steel Frame with Stainless Steel Fittings by adding "S" to your part number.

Examples: 4A6075SB-4 for Truck Shipment or 4A6075SUB-4 for UPS Shipment.

Add Poly-Guard®, Sun-DURA® or Acrylic Color  
Code from Page 52-53 to complete your  
part number.

Example: 4A6075TB-4 = Acrylic Pacific Blue

**Double  
Duck**

Order "D"

**Performance  
Poly-Guard®**

Order "PG"

**Sun-DURA®**

Order "S"

**sunbrella®**

Order "A"

**White  
Vinyl**

Order "V"

# 8' SQUARE TUBE BIMINI TOPS

## Square Tube Pontoon Bimini Tops.

Carver 4-Bow Square Tube Bimini Tops are designed for pontoon boats. The tough, rigid 1" square satin-finish tube compliments the rails on the pontoon boat. All 4-bow square tube bimini tops come with an attached rear brace kit with quick release pins, high grade domestic nylon fittings and matching zippered storage boot. The 10-foot top comes standard with both front and rear braces.

Dealers, keep more canvas colors on your shelves and spend less on your total inventory with our separate item ordering system for 4-bow pontoon bimini tops. Order as many canvas colors as you'd like with as few frames as you need for the most flexible inventory. All separate orders can be shipped UPS.

## Standard Pontoon Top.

Separate Canvas and Frames stocked by most distributors. Bimini Top comes standard with matching storage boot and has full sleeves, without zippers and does not have a cut-out for a running light.

**TOP HEIGHT: 48" TOP LENGTH: 8'**  
**FITS DECK WIDTHS: 96" OR 102"**



### SEPARATE CANVAS & FRAME SERIES

FRAME ONLY READY-TO-ASSEMBLE UPS-ABLE	SEPARATE CANVAS AND BOOT ONLY UPS-ABLE	FABRIC	READY-TO-ASSEMBLE UPS-ABLE WITH STORAGE BOOT	FULLY ASSEMBLED SHIPS BY TRUCK WITH STORAGE BOOT
50510	510A	Sunbrella® Acrylic	A(8SQ)4893UB	A(8SQ)4893TB
50510	510PG	Poly-Guard®	PG(8SQ)4893UB	PG(8SQ)4893TB
50510	510S	Sun-DURA®	S(8SQ)4893UB	S(8SQ)4893TB
50510	510WV	White Vinyl	V(8SQ)4893UB	V(8SQ)4893TB

### COMPLETE TOP KIT

**Extra-High Pontoon Top.** Need extra height? This pontoon top provides the extra head room you need and comes with the same features as the Standard Pontoon Top (above).

**TOP HEIGHT: 54" TOP LENGTH: 8'**  
**FITS DECK WIDTHS: 96" OR 102"**

### SEPARATE CANVAS & FRAME SERIES

FRAME ONLY READY-TO-ASSEMBLE UPS-ABLE	SEPARATE CANVAS AND BOOT ONLY UPS-ABLE	FABRIC	READY-TO-ASSEMBLE UPS-ABLE WITH STORAGE BOOT	FULLY ASSEMBLED SHIPS BY TRUCK WITH STORAGE BOOT
50509	510A	Sunbrella® Acrylic	A(8SQ)5493UB	A(8SQ)5493TB
50509	510PG	Poly-Guard®	PG(8SQ)5493UB	PG(8SQ)5493TB
50509	510S	Sun-DURA®	S(8SQ)5493UB	S(8SQ)5493TB
50509	510WV	White Vinyl	V(8SQ)5493UB	V(8SQ)5493TB

### COMPLETE TOP KIT



# 8' SQUARE TUBE BIMINI TOPS

## Pontoon Top with Running Light Cut-Out.

Matching Canvas and storage boot complete with reinforced cut-out for the running light. Canvas is designed with zippered sleeves making for quick and easy installation and removal of the canvas for cleaning or storage.



**TOP HEIGHT: 48"    TOP LENGTH: 8'**  
**FITS DECK WIDTHS: 96" OR 102"**

### SEPARATE CANVAS & FRAME SERIES

FRAME ONLY READY-TO-ASSEMBLE UPS-ABLE	SEPARATE CANVAS AND BOOT ONLY UPS-ABLE	FABRIC	READY-TO-ASSEMBLE UPS-ABLE WITH STORAGE BOOT	FULLY ASSEMBLED SHIPS BY TRUCK WITH STORAGE BOOT
50510	510AL	Sunbrella® Acrylic	A(8SQ)4893UBL	A(8SQ)4893TBL
50510	510PGL	Poly-Guard®	PG(8SQ)4893UBL	PG(8SQ)4893TBL
50510	510SL	Sun-DURA®	S(8SQ)4893UBL	S(8SQ)4893TBL
50510	510WVL	White Vinyl	V(8SQ)4893UBL	V(8SQ)4893TBL

### COMPLETE TOP KIT

## Extra-High Pontoon Top with Running Light Cut-Out.

Need extra height? This pontoon top provides the extra head room you need and comes with the same features as the Pontoon Top with Running Light Cut-Out (above).



**TOP HEIGHT: 54"    TOP LENGTH: 8'**  
**FITS DECK WIDTHS: 96" OR 102"**

### SEPARATE CANVAS & FRAME SERIES

FRAME ONLY READY-TO-ASSEMBLE UPS-ABLE	SEPARATE CANVAS AND BOOT ONLY UPS-ABLE	FABRIC	READY-TO-ASSEMBLE UPS-ABLE WITH STORAGE BOOT	FULLY ASSEMBLED SHIPS BY TRUCK WITH STORAGE BOOT
50509	510AL	Sunbrella® Acrylic	A(8SQ)5493UBL	A(8SQ)5493TBL
50509	510PGL	Poly-Guard®	PG(8SQ)5493UBL	PG(8SQ)5493TBL
50509	510SL	Sun-DURA®	S(8SQ)5493UBL	S(8SQ)5493TBL
50509	510WVL	White Vinyl	V(8SQ)5493UBL	V(8SQ)5493TBL

### COMPLETE TOP KIT

# 8' SQUARE TUBE BIMINI TOPS

## Buggy Style Pontoon Top.

Traditional rear side curtains complete the look of our Buggy-Style canvas. Each bimini top comes with a matching storage boot and screw studs for snapping the side curtains in place. Canvas has full sleeves, without zippers, and does not have a cut-out for a running light.



**TOP HEIGHT: 48"    TOP LENGTH: 8'**  
**FITS DECK WIDTHS: 96" OR 102"**

### SEPARATE CANVAS & FRAME SERIES

### COMPLETE TOP KIT

FRAME ONLY READY-TO-ASSEMBLE UPS-ABLE	SEPARATE CANVAS AND BOOT ONLY UPS-ABLE	FABRIC	READY-TO-ASSEMBLE UPS-ABLE WITH STORAGE BOOT	FULLY ASSEMBLED SHIPS BY TRUCK WITH STORAGE BOOT
50510	512A	Sunbrella® Acrylic	A(8SQ)BS4893UB	A(8SQ)BS4893TB
50510	512PG	Poly-Guard®	PG(8SQ)BS4893UB	PG(8SQ)BS4893TB
50510	512S	Sun-DURA®	S(8SQ)BS4893UB	S(8SQ)BS4893TB
50510	512WV	White Vinyl	V(8SQ)BS4893UB	V(8SQ)BS4893TB

## Buggy Style Pontoon Top with Running Light Cut-Out.

Traditional rear side curtains as above with the addition of a reinforced cut-out for the running light and zippered sleeves making for quick and easy installation and removal of the canvas for cleaning or storage. Matching storage boot and screw studs included for snapping the side curtains in place.



**TOP HEIGHT: 48"    TOP LENGTH: 8'**  
**FITS DECK WIDTHS: 96" OR 102"**

### SEPARATE CANVAS & FRAME SERIES

### COMPLETE TOP KIT

FRAME ONLY READY-TO-ASSEMBLE UPS-ABLE	SEPARATE CANVAS AND BOOT ONLY UPS-ABLE	FABRIC	READY-TO-ASSEMBLE UPS-ABLE WITH STORAGE BOOT	FULLY ASSEMBLED SHIPS BY TRUCK WITH STORAGE BOOT
50510	512AL	Sunbrella® Acrylic	A(8SQ)BS4893UBL	A(8SQ)BS4893TBL
50510	512PGL	Poly-Guard®	PG(8SQ)BS4893UBL	PG(8SQ)BS4893TBL
50510	512SL	Sun-DURA®	S(8SQ)BS4893UBL	S(8SQ)BS4893TBL
50510	512WVL	White Vinyl	V(8SQ)BS4893UBL	V(8SQ)BS4893TBL

# 8' SQUARE TUBE BIMINI TOPS

## Free Standing Pontoon Top.

This top is perfect for the fisherman who needs more room to maneuver, or for the pontoon with a side gate location that interferes with proper mounting of the top to the rails. Our Free-Standing top is available in complete top kits only with matching storage boot, with or without zippered sleeves and running-light cut-out.



Free Standing Pontoon Top has a center cross strut for stability rather than front hold-down straps.

**TOP HEIGHT: 48" TOP LENGTH: 8'**  
**FITS DECK WIDTHS: 96" OR 102"**

### COMPLETE TOP KIT Standard

### COMPLETE TOP KIT Zippers & Light Cut Out

FABRIC	READY-TO-ASSEMBLE UPS-ABLE WITH STORAGE BOOT	FULLY ASSEMBLED SHIPS BY TRUCK WITH STORAGE BOOT	READY-TO-ASSEMBLE UPS-ABLE WITH STORAGE BOOT	FULLY ASSEMBLED SHIPS BY TRUCK WITH STORAGE BOOT
Sunbrella® Acrylic	AFS4893UB	AFS4893TB	AFS4893UBL	AFS4893TBL
Poly-Guard®	PFS4893UB	PGFS4893TB	PGFS4893UBL	PGFS4893TBL
Sun-DURA®	SFS4893UB	SFS4893TB	SFS4893UBL	SFS4893TBL
White Vinyl	VFS4893UB	VFS4893TB	VFS4893UBL	VFS4893TBL





# 9' SQUARE TUBE BIMINI TOPS

## Standard Pontoon Top.

Bimini Top comes standard with matching storage boot and has full sleeves, without zippers, and does not have a cut-out for a running light.

**TOP HEIGHT: 48" TOP LENGTH: 9'**  
**FITS DECK WIDTHS: 96" OR 102"**



### SEPARATE CANVAS & FRAME SERIES

FRAME ONLY READY-TO-ASSEMBLE UPS-ABLE	SEPARATE CANVAS AND BOOT ONLY UPS-ABLE	FABRIC	READY-TO-ASSEMBLE UPS-ABLE WITH STORAGE BOOT	FULLY ASSEMBLED SHIPS BY TRUCK WITH STORAGE BOOT
50511	511A	Sunbrella® Acrylic	A(9SQ)4893UB	A(9SQ)4893TB
50511	511PG	Poly-Guard®	PG(9SQ)4893UB	PG(9SQ)4893TB
50511	511S	Sun-DURA®	S(9SQ)4893UB	S(9SQ)4893TB
50511	511WV	White Vinyl	V(9SQ)4893UB	V(9SQ)4893TB

### COMPLETE TOP KIT

## Pontoon Top with Running Light Cut-Out.

Matching canvas and storage boot complete with reinforced cut-out for running light. Canvas is designed with zippered sleeves making for quick and easy installation and removal of the canvas for cleaning or storage.

**TOP HEIGHT: 48" TOP LENGTH: 9'**  
**FITS DECK WIDTHS: 96" OR 102"**



### SEPARATE CANVAS & FRAME SERIES

FRAME ONLY READY-TO-ASSEMBLE UPS-ABLE	SEPARATE CANVAS AND BOOT ONLY UPS-ABLE	FABRIC	READY-TO-ASSEMBLE UPS-ABLE WITH STORAGE BOOT	FULLY ASSEMBLED SHIPS BY TRUCK WITH STORAGE BOOT
50511	511AL	Sunbrella® Acrylic	A(9SQ)4893UBL	A(9SQ)4893TBL
50511	511PGL	Poly-Guard®	PG(9SQ)4893UBL	PG(9SQ)4893TBL
50511	511SL	Sun-DURA®	S(9SQ)4893UBL	S(9SQ)4893TBL
50511	511WVL	White Vinyl	V(9SQ)4893UBL	V(9SQ)4893TBL

### COMPLETE TOP KIT

Add Poly-Guard®, Sun-DURA® or Acrylic Color Code from Page 52-53 to complete your part number.

Example: A(9SQ)4893TB-20 for Acrylic Logo Red

# 10' SQUARE TUBE BIMINI TOPS

## Standard Pontoon Top.

Bimini Top comes standard with matching storage boot and has full sleeves, without zippers, and does not have a cut-out for a running light. The 10-foot top comes standard with both front and rear braces.

**TOP HEIGHT: 48" TOP LENGTH: 10'**  
**FITS DECK WIDTHS: 96" OR 102"**



### SEPARATE CANVAS & FRAME SERIES

### COMPLETE TOP KIT

FRAME ONLY READY-TO-ASSEMBLE UPS-ABLE	SEPARATE CANVAS AND BOOT ONLY UPS-ABLE	FABRIC	READY-TO-ASSEMBLE UPS-ABLE WITH STORAGE BOOT	FULLY ASSEMBLED SHIPS BY TRUCK WITH STORAGE BOOT
50514	514A	Sunbrella® Acrylic	A(10SQ)4893UB	A(10SQ)4893TB
50514	514PG	Poly-Guard®	PG(10SQ)4893UB	PG(10SQ)4893TB
50514	514S	Sun-DURA®	S(10SQ)4893UB	S(10SQ)4893TB
50514	514WV	White Vinyl	V(10SQ)4893UB	V(10SQ)4893TB

## Pontoon Top with Running Light Cut-Out.

Matching canvas and storage boot complete with reinforced cut-out for the running light. Canvas is designed with zippered sleeves making for quick and easy installation and removal of the canvas for cleaning and storage. The 10-foot top comes standard with both front and rear braces.



**TOP HEIGHT: 48" TOP LENGTH: 10'**  
**FITS DECK WIDTHS: 96" OR 102"**

### SEPARATE CANVAS & FRAME SERIES

### COMPLETE TOP KIT

FRAME ONLY READY-TO-ASSEMBLE UPS-ABLE	SEPARATE CANVAS AND BOOT ONLY UPS-ABLE	FABRIC	READY-TO-ASSEMBLE UPS-ABLE WITH STORAGE BOOT	FULLY ASSEMBLED SHIPS BY TRUCK WITH STORAGE BOOT
50514	514AL	Sunbrella® Acrylic	A(10SQ)4893UBL	A(10SQ)4893TBL
50514	514PGL	Poly-Guard®	PG(10SQ)4893UBL	PG(10SQ)4893TBL
50514	514SL	Sun-DURA®	S(10SQ)4893UBL	S(10SQ)4893TBL
50514	514WVL	White Vinyl	V(10SQ)4893UBL	V(10SQ)4893TBL

Add Poly-Guard®, Sun-DURA® or Acrylic Color Code from Page 52-53 to complete your part number.

Example: A(10SQ)4893TBL-8 for Acrylic Burgundy



# SQUARE TUBE BIMINI TOPS

## Dual Pontoon Top.

This top is designed to provide a full 16-feet of coverage. Specifically designed to fit pontoon boats 22' and larger. Rear bimini is a 4-Bow top with a running light cut-out, zippered sleeves, rear brace kit and front hold down straps. The forward bimini is a 2-Bow top with zippered sleeves and forward brace kit. The front top zips to the rear top providing a full 16-feet of coverage.

**TOP HEIGHT: 48" TOP LENGTH: 16'**  
**FITS DECK WIDTHS: 96" OR 102"**

**Note: The variation in rail height must be less than 6" for forward and rear tops to connect properly.**  
**Not recommended for Fishing Series.**



## COMPLETE TOP KIT - ZIPPERS & LIGHT CUT OUT

FABRIC	READY-TO-ASSEMBLE UPS-ABLE WITH STORAGE BOOT	FULLY ASSEMBLED SHIPS BY TRUCK WITH STORAGE BOOT
Sunbrella® Acrylic	A48008UB	A48008TB
Poly-Guard®	PG48008UB	PG48008TB
Sun-DURA®	S48008UB	S48008TB

Add Poly-Guard®, Sun-DURA® or Acrylic Color Code from Page 52-53 to complete your part number.  
Example: A48008TB-4 for Acrylic Pacific Blue





## Don't have a Carver Frame? No Problem!

### Replacement Canvas for Square Tube Pontoon Frames.

We now have a replacement canvas that will fit a wide variety of OE or other brand 4-Bow square tube pontoon frames. Canvas is designed with a series of four corner adjuster straps to provide the best possible fit on virtually any brand frame without sacrificing quality. Canvas fits 1" square tube or 1 1/4" square tube frames up to 102" wide and is constructed with all the same quality materials and workmanship as our regular pontoon canvases. Zippered sleeves under the canvas make installation, removal and cleaning simple and efficient. Designed with cut-out for running light. Storage boot sold separately.

**Note: Add Poly-Guard®, Sun-DURA® or Acrylic Color Code from Page 52-53 to complete your part number.**

**Example: 8PONRCLA-4 for Acrylic Pacific Blue**



LENGTH	MAX WIDTH	A	PG	S	V
8'	96" and 102"	8PONRCLA	8PONRCLPG	8PONRCLS	8PONRCLV
9'	96" and 102"	9PONRCLA	9PONRCLPG	9PONRCLS	9PONRCLV
10'	96" and 102"	10PONRCLA	10PONRCLPG	10PONRCLS	10PONRCLV

### Storage Boots for Pontoon Replacement Canvas.

If you need only a replacement boot for your current pontoon canvas, or a boot to match your new replacement canvas, look no further. This specially designed storage boot will accommodate virtually all 1" and 1 1/4" square tube pontoon canvases and frames, and is ideal for protecting and securing your canvas when your bimini top is not deployed. Two convenient adjustable straps allow you to tighten and secure the boot as needed. Heavy-duty marine grade zipper won't corrode. Designed with cut-out for running light.



DESC.	A	PG	S	V
8' Sq. Tube Replacement Storage Boot Fits up to 24" Perimeter	BRL8-9602A	BRL8-9602PG	BRL8-9602S	BRL8-9602V
9' Sq. Tube Replacement Storage Boot Fits up to 24" Perimeter	BRL9-9602A	BRL9-9602PG	BRL9-9602S	BRL9-9602V
10' Sq. Tube Replacement Storage Boot Fits up to 30" Perimeter	BRL10-9602A	BRL10-9602PG	BRL10-9602S	BRL10-9602V

# SPECIALTY BIMINI TOPS

## UNIVERSAL TOWER TOP.

### NO NEED TO DRILL INTO THE TOWER!

We have eliminated the need to drill into your tower with universal tower clamps that accommodate a wide range of tower diameters from 1-7/8" up to 2-3/8" making our tower bimini among the easiest to install. Available only in our premium Sunbrella® 100% marine acrylic with matching zippered storage boot and 7/8" heavy-wall anodized aluminum tubing. Each tower bimini comes standard with one set of tower clamps, high-grade domestic black nylon fittings and front and rear hold down straps. Hold down straps may be replaced with optional braces (sold separately, see part numbers below).

**TOP HEIGHT: 26"**

**TOP LENGTH: 5'**

**4 SIZES TO FIT VIRTUALLY ANY TOWER CONFIGURATION**



Shown with optional front and rear braces.

Convenient Storage Design allows top to be secured to the tower when folded back and not in use.

#### ACRYLIC - SOLID CANVAS

#### ACRYLIC - STRIPED CANVAS

WIDTH	READY TO ASSEMBLE UPS-ABLE WITH STORAGE BOOT	FULLY ASSEMBLED SHIPS BY TRUCK WITH STORAGE BOOT	READY TO ASSEMBLE UPS-ABLE WITH STORAGE BOOT	FULLY ASSEMBLED SHIPS BY TRUCK WITH STORAGE BOOT
66" to 74"	A2670UBD	A2670TBD	A2670UBDST	A2670TBDST
74" to 82"	A2678UBD	A2678TBD	A2678UBDST	A2678TBDST
82" to 90"	A2686UBD	A2686TBD	A2686UBDST	A2686TBDST
90" to 98"	A2694UBD	A2694TBD	A2694UBDST	A2694TBDST

**Note: Add Sunbrella® Acrylic Color Code from page 52 to complete your part number, or choose a Striped Color Code from the choices below.**



Optional Braces are available as an upgrade to standard hold-down straps. Braces are 24" long and are sold in pairs. Each pair of braces comes complete with tower clamps.

Single Brace Kit (front or rear) - Order No. OPT1D

Dual Brace Kit (front and rear) - Order No. OPT2D

 sunbrella®

**Striped Universal Tower Bimini Tops are available in the following color combinations:**



Jet Black &  
Sunflower Yellow  
Add Color Code 229




Jet Black &  
Natural  
Add Color Code 240



Jet Black &  
Pacific Blue  
Add Color Code 24



Jet Black &  
Jockey Red  
Add Color Code 27



Jet Black &  
Cadet Gray  
Add Color Code 210

Additional color combinations are available by special order.

## Bimini Top Storage Boots.

Our 2, 3 and 4-bow storage boots are ideal for protecting and securing the canvas when your bimini top is not deployed. Available in material to match your top (see our Bimini Top Fabrics on pages 52-53 for choices), with heavy-duty marine grade zipper that won't corrode.

### 2-Bow Storage Boots

WIDTH	ORDER NO.
47" to 53"	B4247
53" to 62"	B5362
63" to 73"	B6373
74" to 84"	B7484

### 3-Bow & 4-Bow Storage Boots

FITS WIDTHS	ORDER NO.
54" to 60"	B5460
61" to 66"	B6166
67" to 72"	B6772
73" to 78"	B7378
79" to 84"	B7984
85" to 90"	B8590
91" to 96"	B9196
96" to 102" (Square Tube)	BSQ9196
97" to 103"	B9702



Add Poly-Guard®, Sun-DURA® or Acrylic Color Code from Page 52-53 to complete your part number.

## Universal Tower Top Storage Boots

FITS WIDTHS	ORDER NO.
66" to 74"	B6774A
74" to 82"	B7482A
82" to 90"	B8290A
90" to 98"	B9098A

## Storage Boots for Square Tube Pontoon Replacement Canvas

DESC.	ORDER NO.
8' Sq. Tube Replacement Storage Boot. Fits up to 24" Perimeter Includes Light Cut-Out & Adjuster Straps	BRL8-9602
9' Sq. Tube Replacement Storage Boot. Fits up to 24" Perimeter Includes Light Cut-Out & Adjuster Straps	BRL9-9602
10' Sq. Tube Replacement Storage Boot. Fits up to 30" Perimeter Includes Light Cut-Out & Adjuster Straps	BRL10-9602

## Bimini Top Stainless Steel Fittings Upgrade.

Stainless steel fittings are an attractive and durable alternative to black nylon fittings. Upgrade for 3-Bow tops includes 4 jaw slides, 6 outside eye ends and 2 universal deck hinges (shown). Upgrade for 4-Bow tops include 6 jaw slides, 8 outside eye ends and 2 universal deck hinges.

DESC.	ORDER NO.
3-Bow Upgrade	SS3
4-Bow Upgrade	SS4



All Carver round tube frames are available in stainless steel. See page 51 for information on how to order a complete stainless steel frame.

## Mounting Hardware for Inflatable Boats.

Bimini top mounting kits for inflatables are available in Hypalon® and PVC/Vinyl. Kits will accommodate any size Carver round tube bimini top. Each kit contains 4 D-Rings, 2 universal deck hinges, special adhesive and detailed instructions.

DESC.	ORDER NO.
Hypalon® Mounting Kit	HPKIT
PVC/Vinyl Mounting Kit	VLKIT





# BIMINI TOP ACCESSORIES

## Bimini Top Brace Kits.



Bimini Top braces are specially designed to hold your top up and out of the way when top is folded and not in use. Each package contains 2 braces which can be cut down to the desired length\*, 2 deck hinges, 2 unique hinged jaw slides that make installation easy by eliminating the need to disassemble the main bow, and 2 pole clips to secure the braces to the bimini frame and eliminate rattling while the top is folded down for travel or storage. All screws necessary for mounting are included. 1 pair per package.



DESC.	ORDER NO.
48" Brace Kit (Aluminum)	62010
48" Brace Kit (Black Matte Aluminum)	62010-BLK
48" Brace Kit (Stainless Steel)*	62011
48" Brace Kit (Aluminum with Stainless Steel Fittings)	62012
22" to 44" Adjustable Brace Kit (Alum)	62014
33" Brace Kit (1" Square Tube Alum)	62021
48" Brace Kit (1" Square Tube Alum)	62016



**\*Note: Stainless steel braces are not easily cut down with household tools due to the hardness of the metal.**

## 10" Trailinging Struts.



Keep your bimini top secure while trailering. Fits any 7/8" round tube bimini top frame. Two 10-inch long struts can be cut down to desired length and are easy to install. All installation hardware is included. 1 pair per package.

DESC.	ORDER NO.
10" Trailinging Struts - Aluminum with Nylon Fittings	62005
10" Trailinging Struts - Aluminum with Stainless Steel Fittings	62006
10" Trailinging Struts - Stainless Steel	62007

## Bimini Top Replacement Hold-Down Straps.

Constructed of strong 1" black polypropylene webbing with heavy-duty nickel-plated brass snap hook and stainless steel adjuster buckle. Available in 2 lengths. Packaged in sets of four.

DESC.	ORDER NO.
BTS-48 Bimini Top Straps (Single Snap-Hook)	62048
BTS-48-2 Bimini Top Straps (Double Snap-Hook)	62049
BTS-60 Bimini Top Straps (Single Snap-Hook)	62060



## Bimini Top Slide Track Kits.

Designed to allow a retracted top to slide into storage position, this is an alternative to a brace kit. Hardware is included to accommodate standard mounting or side mounting. Each aluminum slide track kit includes 2 slide tracks, 2 sliding deck hinges with combined slide locks, 2 side-mount sliding deck hinges, 2 slide locks, 4 end caps and all necessary screws for mounting. One pair per package.



DESC.	ORDER NO.
18" Slide Track Kit	62004
24" Slide Track Kit	62000
36" Slide Track Kit	62001
48" Slide Track Kit	62002
60" Slide Track Kit	62003



## Privacy Curtain

Great for use as a changing room or portable potty enclosure. Made with Poly-Flex, 100% marine-grade polyester and non-corrosive marine-grade zipper. Attaches to bimini top with 1" polypropylene straps with quick release buckles. Height is adjustable up to 60". One per package.

**Order No. 53006.**



## 303 Fabric/Vinyl Cleaner.

Recommended by Sunbrella®. This product contains no soap, detergents or solvents. 303 Fabric and Vinyl Cleaner is your BEST choice for cleaning indoor and outdoor fabrics, upholstery, carpeting and vinyl. Perfect for cleaning boat covers and bimini top canvas. Non-toxic, biodegradable and rinses residue free. 32 oz. Trigger Sprayer. For general cleaning, use 4 oz. per 1 gallon of warm water.

**Order No. 61058.**

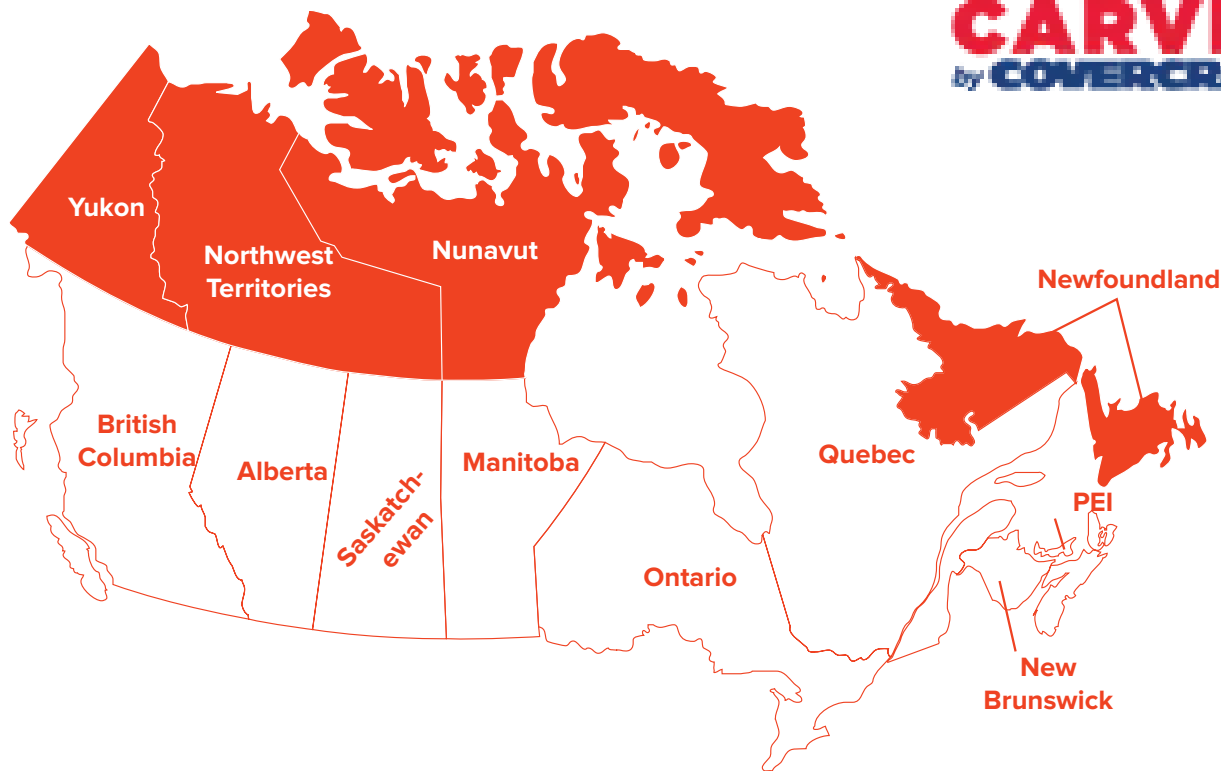


## 303 High Tech Fabric Guard.

Recommended by Sunbrella®. Powerful enough to protect fabrics in the harshest environment . . . outdoors. On outdoor fabrics, 303 High Tech Fabric Guard restores lost water repellency and stain repellency to factory new levels. Resists soiling, impedes mildew formation and helps protect against the sun's harmful UV rays. Proper maintenance with 303 products will add to the life of your boat cover or bimini top canvas, save you money and it's easy! 32 oz. Trigger Sprayer covers 150 to 200 square feet. **Order No. 61053. Or buy the 303 Combo Kit which includes both the Fabric/Vinyl Cleaner and Fabric Guard. Order No. 61057.**

# DEALER PROGRAM

## 2019 DEALER DROP-SHIP PROGRAM CANADA



**RED PROVINCES** - Extended/Remote delivery charges may apply. Please call for quotes.

### FEDEX EXPRESS INTERNATIONAL ECONOMY PROGRAM

To Commercial Dealer Addresses **ONLY**

**ALL BOAT COVERS**

**FLAT RATE**

**\$65.00 (US) EACH**

**ALL KNOCK-DOWN  
BIMINI TOPS**

**FLAT RATE**

**\$85.00 (US) EACH**



**ALL ORDERS  
SHIP IN  
5 DAYS  
OR LESS!**

**ALL ORDERS  
DELIVER IN  
2-3 BUSINESS  
DAYS!**

Carver Boat Covers & Bimini Tops are Proudly Made in the USA

**Subject to change without notice.**

Available through your marine distributor.

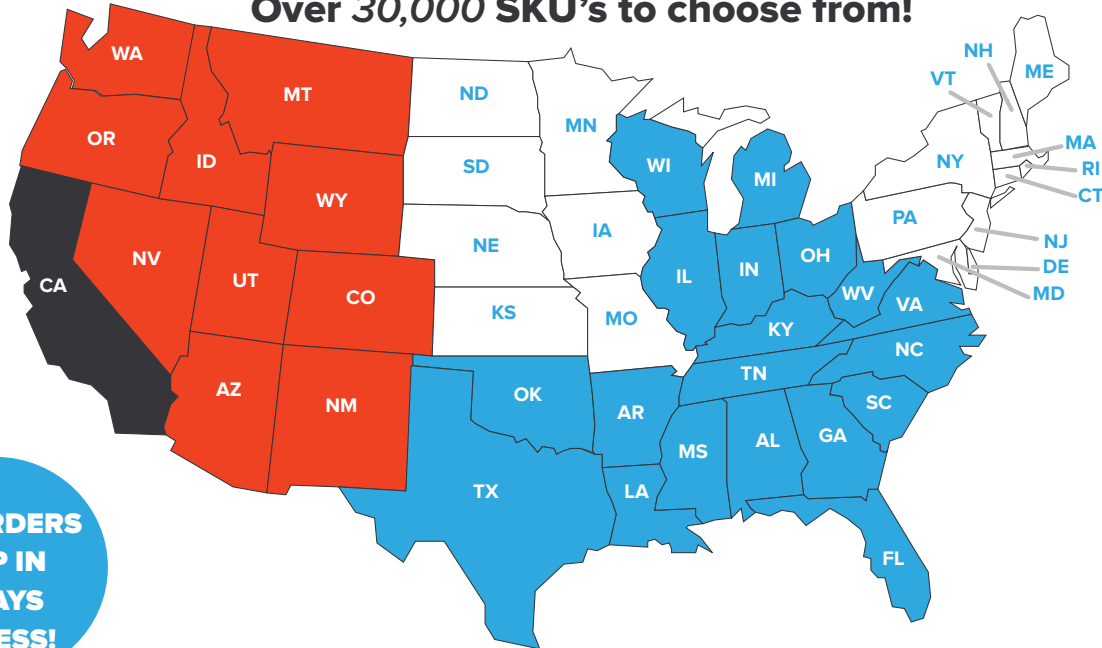
For help at any time Monday thru Friday, 8:00 a.m. — 5:00 p.m. (EST)  
call our special order specialists at 1-888-48-COVER. Ask for Denise or Carrie  
or email them at: [DPrice@covercraft.com](mailto:DPrice@covercraft.com) • [CDegenfelder@covercraft.com](mailto:CDegenfelder@covercraft.com)



## 2019 DEALER DROP-SHIP PROGRAM UNITED STATES



**Not in Stock? Not a Problem.  
Over 30,000 SKU's to choose from!**



**ALL ORDERS  
SHIP IN  
5 DAYS  
OR LESS!**

UPS PROGRAM	MOTOR FREIGHT PROGRAM
To Commercial Dealer Addresses ONLY	To Commercial Dealer Addresses ONLY
<b>ALL BOAT COVERS</b>	<b>FULLY-ASSEMBLED</b>
FLAT RATE GROUND SHIPMENT	<b>BIMINI TOPS</b>
<b>\$12.00 EACH</b>	<b>RECEIVE UP TO 5 UNITS</b>
<b>ALL KNOCK-DOWN BIMINI TOPS</b>	<b>SHIPPED FOR ONE LOW PRICE</b>
FLAT RATE GROUND SHIPMENT	
<b>\$22.00 EACH</b>	
	<ul style="list-style-type: none"> <li>● BLUE STATES \$100.00</li> <li>○ WHITE STATES \$125.00</li> <li>● RED STATES \$140.00</li> <li>● GRAY STATES \$150.00</li> </ul>
Carver Boat Covers & Bimini Tops are Proudly Made in the USA	

Subject to change without notice.

Available through your marine distributor.  
For help at any time Monday thru Friday, 8:00 a.m. — 5:00 p.m. (EST)  
call our special order specialists at 1-888-48-COVER. Ask for Denise or Carrie  
or email them at: [DPrice@covercraft.com](mailto:DPrice@covercraft.com) • [CDegenfelder@covercraft.com](mailto:CDegenfelder@covercraft.com)

# DEALER POINT-OF-PURCHASE DISPLAYS

**WE HELP DEALERS SELL MORE PRODUCTS!**

**LOG IN NOW!** Find part numbers and pricing in 3 easy steps!  
Visit our new **DEALER PORTAL** at [www.carvercovers.com](http://www.carvercovers.com)

Point of Purchase displays available upon request at no charge!



## **BOAT COVER DISPLAY.**

Lightweight foam boat model with 8 oz. Camo or Haze Gray Performance Poly-Guard® cover, complete with hem tabs, Carver logo and fabric swatch-pack.

**Order No. BCMINI**



## **ROUND TUBE BIMINI TOP DISPLAY.**

Miniature round tube bimini top constructed of 100% actual production materials. Your choice of fabric and color. Complete with Carver logo and fabric swatch-pack.

**Order No. BTMINI**



## **SQUARE TUBE BIMINI TOP DISPLAY.**

Miniature square tube bimini top constructed of 100% actual production materials. Your choice of fabric and color. Complete with Carver logo and fabric swatch-pack.

**Order No. BTMINISQ**



**The Best Covers Under the Sun™**

Carver by Covercraft Industries, LLC • Post Office Box 399 • Landrum, South Carolina 29356  
Ph: (864) 457-5820 • Fax: (864) 457-5821 • [www.carvercovers.com](http://www.carvercovers.com) • or e-mail us at: [CarverCovers@covercraft.com](mailto:CarverCovers@covercraft.com)  
©2019 Carver by Covercraft Industries, LLC

# CARVER DEALER PORTAL REGISTER NOW!

**SELL *FASTER*, PROFIT *FASTER*!**

## CARVER DEALER PORTAL EXCLUSIVE BENEFITS:

- Complete Accessibility.
- Instant Pricing.
- Seamless Ordering directly from distributor when logged in.
- Flat-Rate Shipping
- 5-Day Turnaround
- Happy Customers
- Big Profits
- Customers come to you with our “Find a Dealer” feature!

**Step 1:** Go to [www.carvercovers.com](http://www.carvercovers.com) and click “Dealer Login” at the corner of your webpage.



Dealer Login

**Step 2:** Call us @ 1-888-482-6837 for the username and password to start creating your account.

Username

Password

**Step 3:** Click Register Dealer Account and fill out your information.



Register Dealer Account

**Step 4:** You can now login using your new username and password you created to start shopping! You are now an exclusive member of the Carver by Covercraft® online Dealer Portal!

*All Orders Ship in  
5 Days or Less!*

**WE  
KNOW  
SERVICE.**



**Quality Boat Covers  
and Bimini Tops  
manufactured in the USA**

**Exceptional Support**

**Service You Can Count On**



**CARVER**  
by **COVERCRAFT**®



@CarverCovers



Carver Covers



Carver by Covercraft Industries, LLC



@CarverIndustries

**The Best Covers Under the Sun™**

*You can judge a boat by its cover!®*

Carver by Covercraft Industries, LLC • Post Office Box 399 • Landrum, South Carolina 29356  
Ph: (864) 457-5820 • Fax: (864) 457-5821 • [www.carvercovers.com](http://www.carvercovers.com) • or e-mail us at: [CarverCovers@covercraft.com](mailto:CarverCovers@covercraft.com)

©2019 Carver by Covercraft Industries, LLC